


2026

COMPONENTS

12-24 Volt



Salvarani

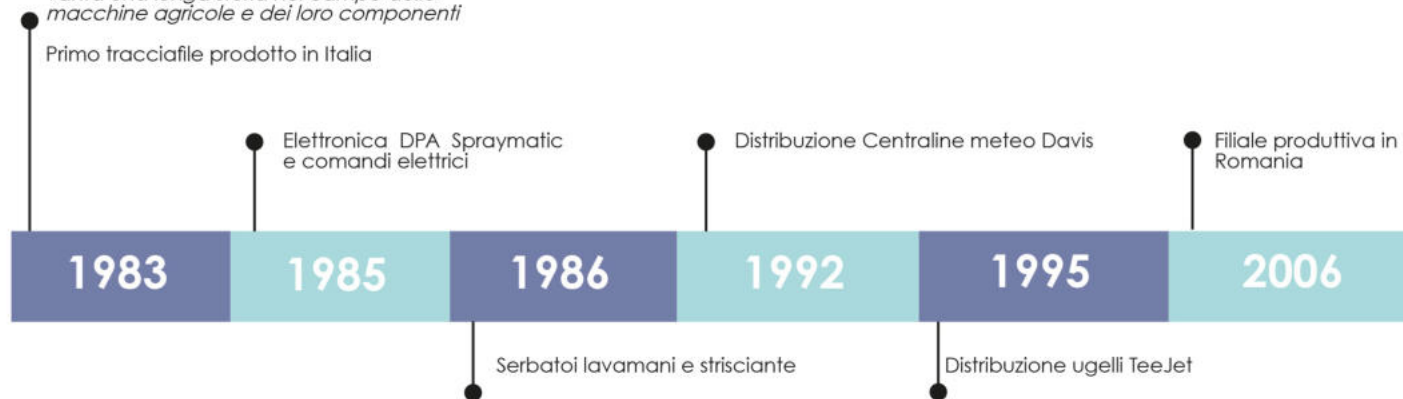
INNOVATION IS OUR NATURE

La nostra storia

La mia storia inizia nel 1970, ero ragazzo e con i miei genitori Giovanna ed Italo che lavoravano in un'importante azienda di irroratrici, "Carpi Pompe",
Li aiutavo dopo la scuola e con loro visitavo le fiere di settore. Finiti gli studi ho iniziato a lavorare nella medesima azienda sulle macchine innovative, come la "scatola nera" e i controlli elettronici. A quel tempo quelle macchine erano le più evolute del mercato italiano, e montavano un "TracciaFile" di importazione USA. Ho visto in questo prodotto un'innovazione per far nascere una mia azienda.

Pier Giorgio Salvarani


Salvarani nasce nel 1983 in un Garage a Poviglio nel cuore dell'Emilia Romagna, regione che vanta una lunga storia nel campo delle macchine agricole e dei loro componenti



I NOSTRI VALORI



INNOVAZIONE
Innovation



PRECISIONE
DI LAVORO
Working precision



AFFIDABILITA'
DEL PRODOTTO
Product reliability



ASSISTENZA
POST VENDITA
Assistance after sale



TUTELA
ALL'AMBIENTE
Environmental protection

L'AZIENDA HA 2 SEDI IN EUROPA:



🇮🇹 Salvarani s.r.l. Sede centrale Poviglio (Reggio Emilia), Italia

🇷🇴 Salvarani Rom, Romania

🇮🇹 MARCHI IN VENDITA:

Salvarani affianca alla propria produzione alcuni marchi in esclusiva per il mercato italiano:
TeeJet® per ugelli e accessori per l'irrorazione,
SHURflo® per pompe a membrana 12V,
Davis Instruments® per le centraline meteorologiche,
Aams

TeeJet
TECHNOLOGIES

DAVIS
Davis Instruments

AAMS

SHURflo

🇬🇧 Salvarani history

My story begins in 1970, I was a young boy and my parents Giovanna and Italo were working for an important sprayer manufacturer, "Carpi Pompe". For this reason, we were often talking about these products and after the school I used to help my father and visit trade fairs with him. After my studies I started working in the same company in the department dedicated to innovative machines, such as the "black box" and electronic controllers. At that time, those machines were among the most advanced ones on the Italian market, and were mounting a "foam marker" imported from the US. There I saw an innovation to start a company.

Pier Giorgio Salvarani

Salvarani company starts in 1983 in a garage in Poviglio in the heart of Emilia Romagna, a region which boasts a long history in agricultural machinery and its components.

Salvarani supports its production with some exclusive brands for the Italian market: TeeJet® with nozzles and spraying accessories, SHURflo® with 12 Volt diaphragm pumps and Davis Instruments® with weather stations.

The company has 2 offices in Europe:

Salvarani s.r.l. Head office in Poviglio (Reggio Emilia), Italy
Salvarani Rom in Romania



Acquisizione della società AAMS

Impianto pannelli solari fotovoltaici per coprire il fabbisogno annuo elettrico dell'azienda

Collaborazione con
sprayLogics
FIELD SENSING TECHNOLOGIES

2010

2012

2018

2022

2024

Produzione banchi prova
irroratrici

Costruzione magazzino

I NOSTRI PRODOTTI



PRODOTTI
HI-TECH



SERVIZI
SPECIALIZZATI



PROGETTI
PERSONALIZZATI



CLASSIFICABILI IN 4 PRINCIPALI CATEGORIE:

1

Accessori per l'agricoltura e macchine a lenta movimentazione

3

Compressori a secco per autoveicoli

2

Sistemi di misurazione di precisione per taratura e certificazione irroratrici

4

Componenti elettrici ed elettronici

Most important stages:

1983 First foam marker produced in Italy
1985 DPA Spraymatic Electronic and electrical controls
1986 Hand-wash tank and stabilizing springs for booms
1992 Distribution of Davis Weather stations
1995 Distribution of TeeJet nozzles
2006 Production branch in Romania
2010 Production of test equipment
2012 Take-over of AAMS company
Nowadays Salvarani is a dynamic company offering a complete range of products and components for agricultural machinery and slow-motion equipment.

Salvarani products are classifiable into 4 main categories:
Accessories for agriculture and slow-motion machinery.
Precision measuring systems for sprayers' calibration and certification.
Electrical and electronic components.
Oil free compressors for vehicles.

Salvarani priorities:

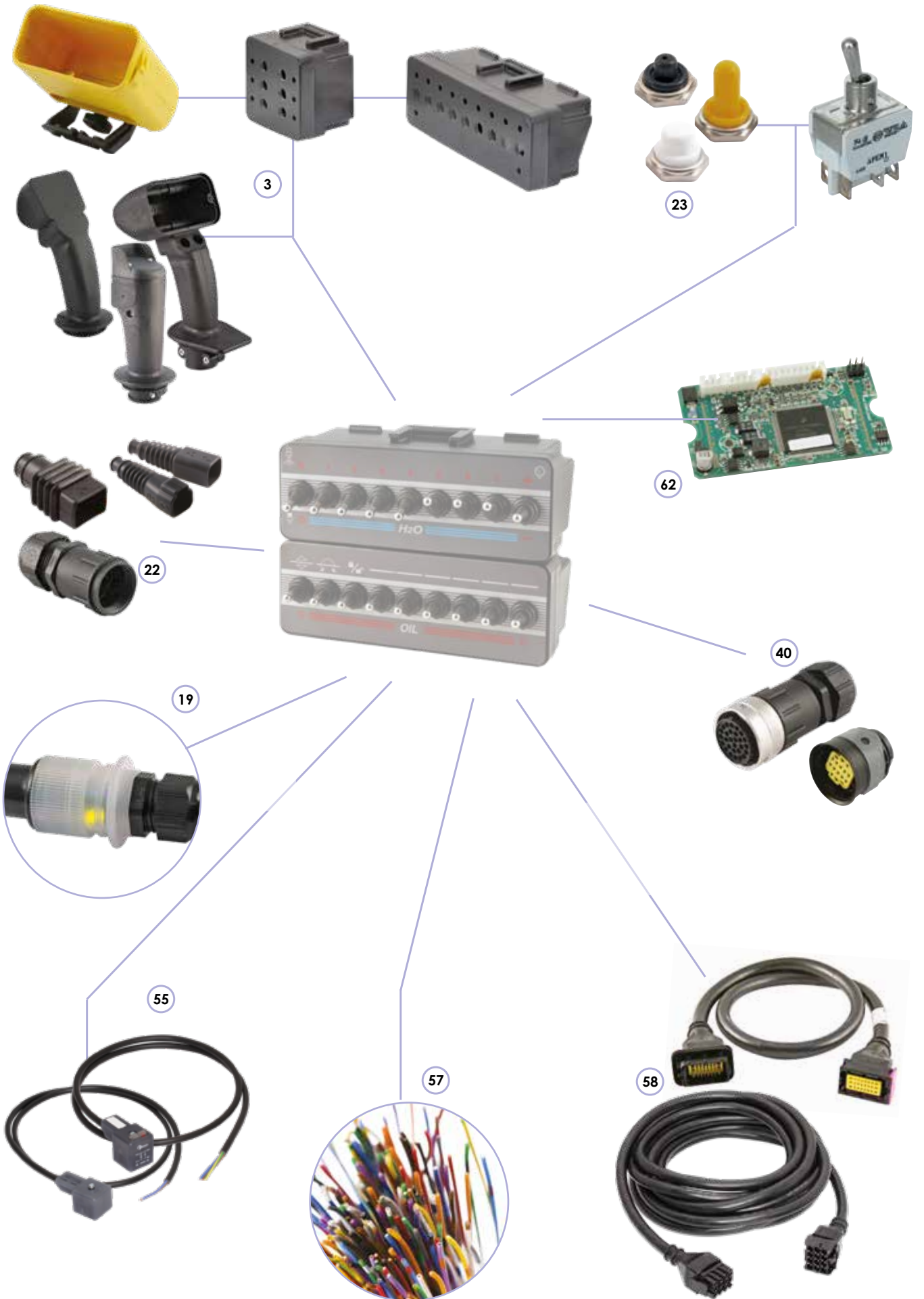
- Innovation
- Working precision
- Product reliability
- Assistance and after sale support
- Environmental protection

All this results in high technological standard products and specialized services able to guarantee competitiveness and economic advantages to manufacturing companies, sales networks and end users.
Furthermore, the company offers its experience to develop customized projects according to customers' needs.

For other language translation look the penultimate page



2026_01



Box P45-P90

IP53

Box P45-P90


IP53

Pulsantiere in PC/ASA, per controllo macchine operatrici dagli ingombri ridotti.

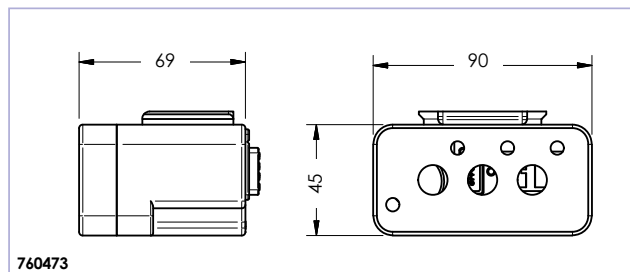
- Sovrapposizione delle pulsantiere e incastro a slitta;
- alimentazione passante IN-OUT;
- predisposizione per schede elettriche e schede fusibile;
- adattabili ad un'ampia gamma di supporti commerciali;
- grado di protezione fino a IP53.

PC / ASA pushbutton panels, to control operating machines with reduced dimensions.

- Overlapping of push-button panel with slide joint;
- IN-OUT pass-through power supply;
- predisposition for electrical boards and fuse boards;
- adaptable to a wide range of commercial media;
- degree of protection up to IP53.

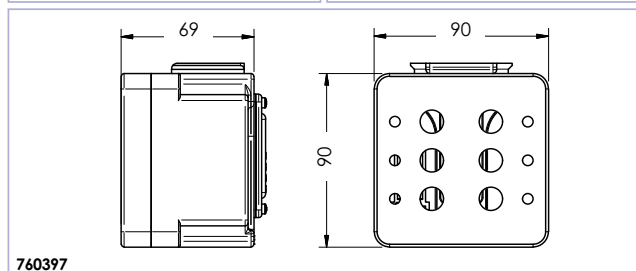
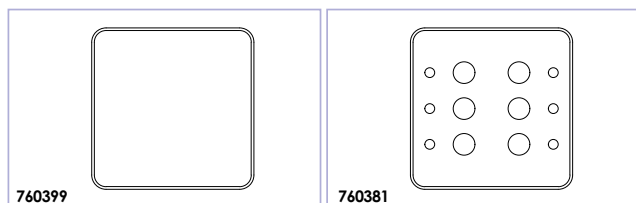


Cod.	Description	Material	#	IP Grade	
760473	Kit BOX P45	PC/ASA	6	IP53	1

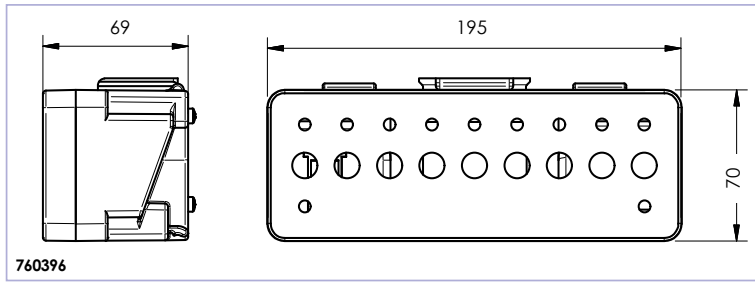


P90

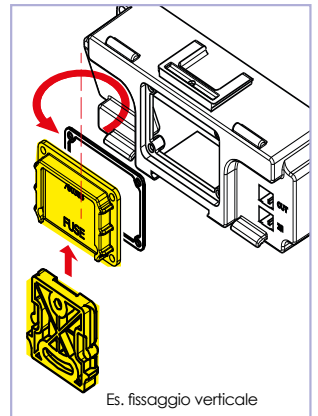
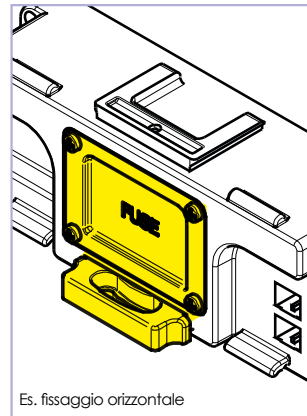
NEW



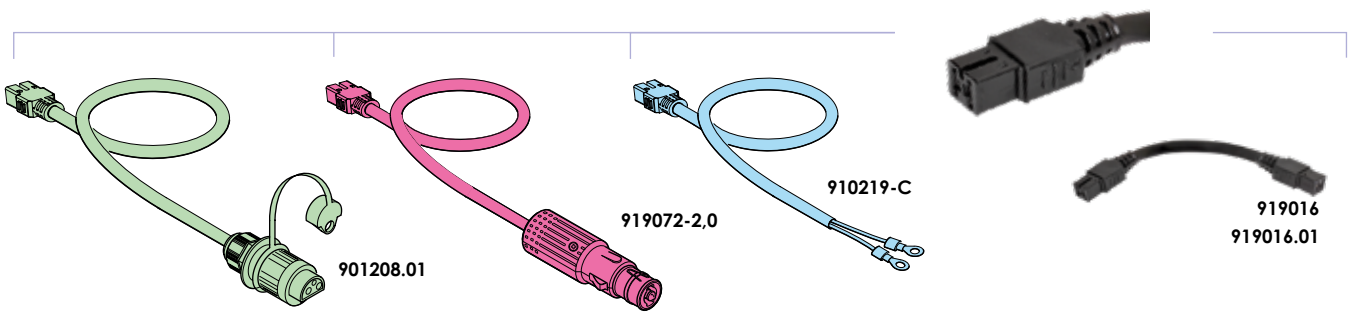
Cod.	Description	Material	#	IP Grade	
760397	Kit BOX P90	PC/ASA	6	IP53	1
760399	Frontale box P90 neutro	PC/ASA	-		1
760381	Frontale box P90 6 fori	PC/ASA	6		1



Cod.	Description	Material	#	IP Grade	
760396	Kit BOX 190	PC/ASA	9	IP53	1



█ █ Cavo di alimentazione per box A56/A110 - █ █ Power cable for A56/A110 boxes



Cod.	Refer.	Wires Section (mm ²)	Connectors type	A	L (m)	
901208.01		2 x 2,5	25A plug	16A	2	1
919072-2.0		2 x 1,5	light up	10A	2	1
910219-C		2 x 2,5	not connected	16A	2	1
919016		2 x 2,5	female faston	16A	0,1	1
919016.01		2 x 2,5	female faston	16A	0,4	1

Box P50

IP43

- Realizzata in poliammide (PA6+30GF);
- 3 alloggiamenti per fusibili a lama (posti sul lato inferiore);
- 2 passaggi per i cavi con fermacavo (posti sul lato posteriore);
- supporto di fissaggio snodato con 7 diversi angoli di regolazione;
- grado di protezione IP43.

Box P50

IP43

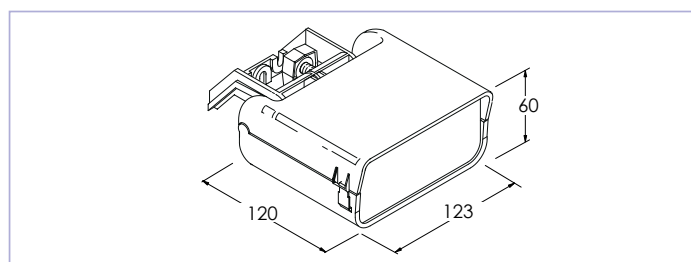
- Box for electric controls made in polyamide (PA6+30GF);
- 3 housings for blade fuses (located on the lower side);
- 2 cable passages with fastener (located on the rear side);
- swivel fixing support with 7 different adjusting corners;
- IP43 protection.



760146



Fino a 3 fusibili
Up to 3 fuses



Cod.	Material	Color	IP Grade	
760105	Polyamide		IP43	10
760105-Y				10
760146	Fuse locking jumper			50

ET474

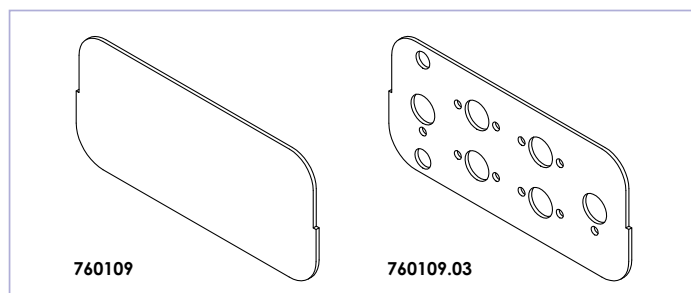


760109.05

ET475



760109.01



760109

760109.03

Cod.	Description	Material	# \emptyset	LED	
760109.01	Front panel w/ holes	Polypropylene	5	10	10
760109.03	Front panel w/ holes	Aluminium	6	0	10
760109.05	Front panel w/ holes	Polypropylene	4	8	10
760109	Front panel w/o holes	Aluminium	0	0	1
ET474	4 holes sticker				1
ET475	5 holes sticker				1

Box A56 / A110

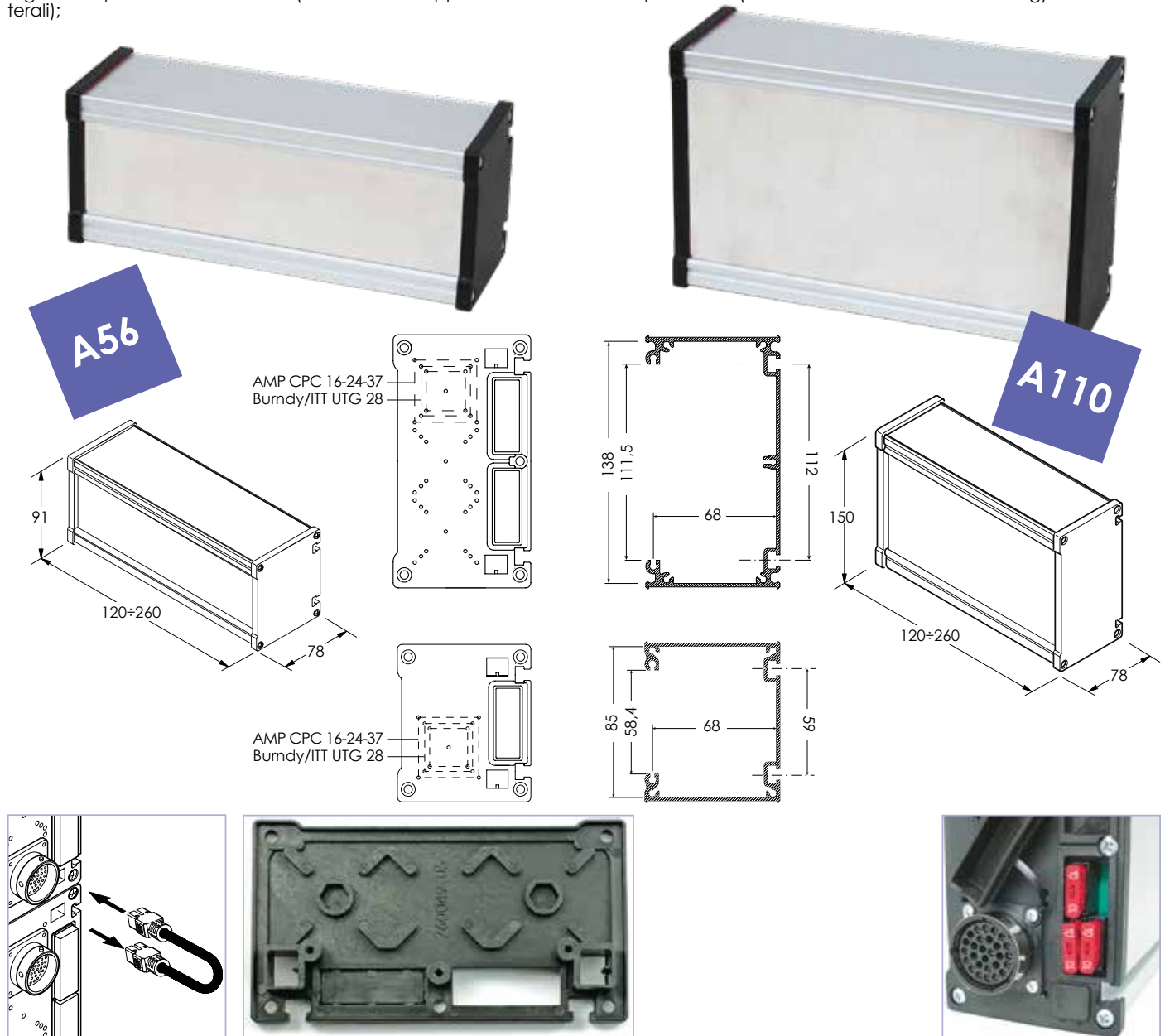
P54

Box A56 / A110

IP54

Profilo di alluminio, disponibile in diverse lunghezze.
 • scheda portafusibili per fusibili a lama completa di relè di accensione con protezione contro l'inversione di polarità;
 • alimentazione passante IN-OUT;
 • guide posteriori per il fissaggio;
 • grado di protezione fino a IP54 (versioni con doppie chiusure laterali);

Aluminium profile available in various lengths.
 • fuse board for blade fuses with starter relay for reverse polarity protection;
 • feedthrough power;
 • rear fixing guides;
 • IP54 protection (versions with double lateral closing).

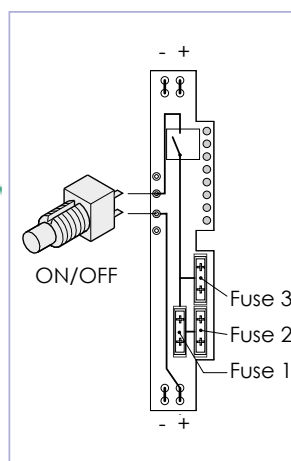


Schede Alimentazione

Power boards

• Scheda portafusibili con fusibili a lama STD;
 • relè di accensione con protezione contro inversione di polarità;
 • l'interruttore agisce sul relè attivando le connessioni interne;
 • corrente massima 25 A. A56 max 4 fuse, A110 max 8 fuse.

Predisposizione per collegamento esterno di un pulsante di accensione generale ON/OFF.












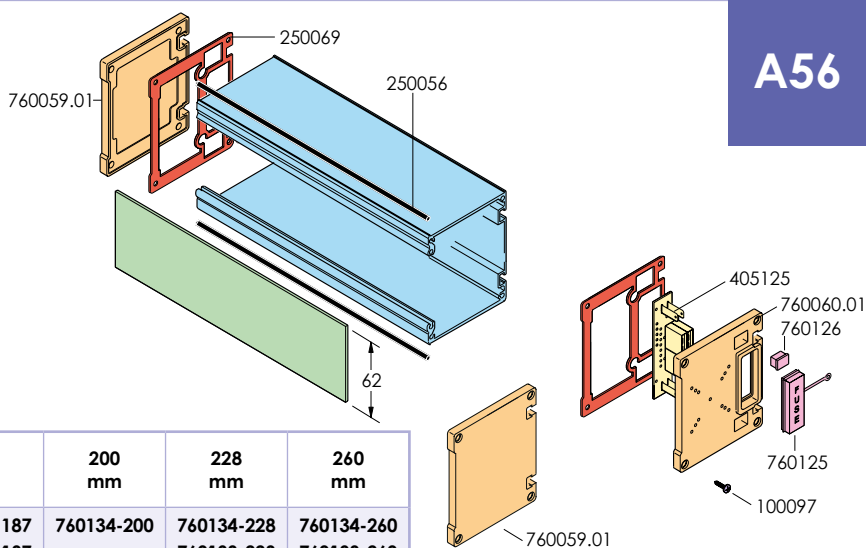
• Fuse board with STD blade fuses;
 • starter relay with polarity inversion protection;
 • internal connections activated via switch;
 • max current 25A. A56 max 4 fuse, A110 max 8 fuse



Set-up for external connection of ON/OFF button.

Cod.	Box	n° STD	Relais Relè	A
405125	A56	2	•	25
405117.06	A110	3	•	25











A56

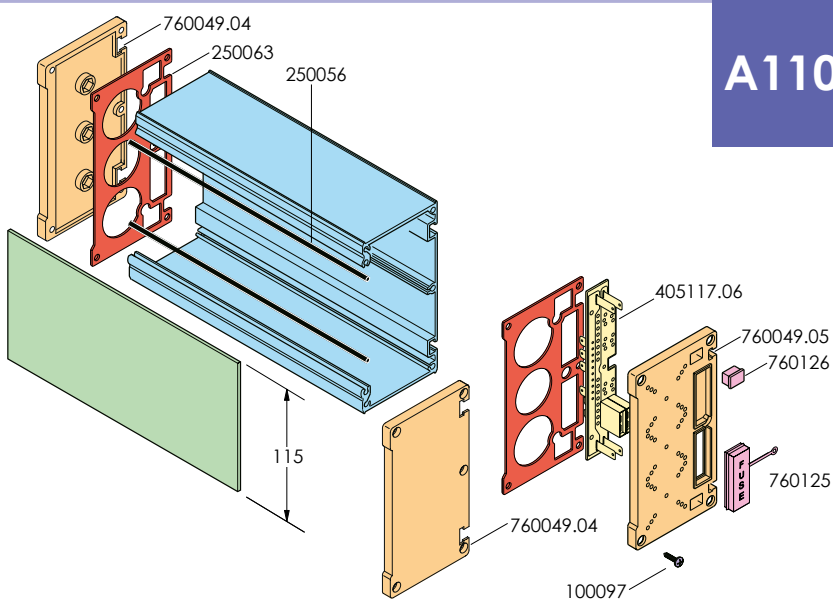
Cod.	Refer.	
250069		2
250056		mt.
405125		1
760059.01		1
760060.01		1
100097		100
760125		1
760126		1





Ref.	90 mm	120 mm	160 mm	187 mm	200 mm	228 mm	260 mm
	760134-90	760134-120	760134-160	760134-187	760134-200	760134-228	760134-260
	-	760138-120	760138-160	760138-187	-	760138-228	760138-260

A110


Cod.	Refer.	
250063		2
250056		mt.
405117		1
405117.06		1
760049.04		1
760049.05		1
100097		100
760125		1
760126		1

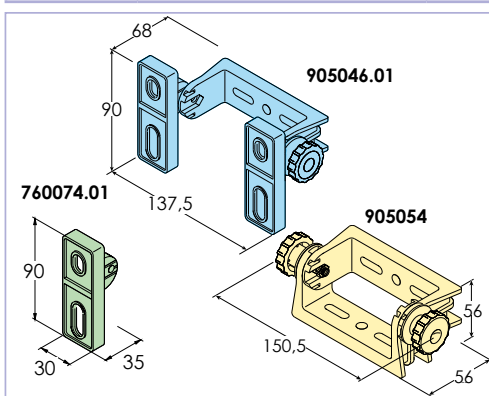


Ref.	120 mm	125 mm	140 mm	160 mm	170 mm	175 mm	187 mm	200 mm	228 mm	260 mm	350 mm
	760123.01	760133-125	760133-140	760133-160	760133-170	760133-175	760094.01	760133-200	760048.01	760072.01	760133-350
	760057-120	-	-	760057-160	-	760057-175	760057-187	-	760057	760057-260	760057-350

Supporti per Box - Supports for Boxes



Cod.	Description	
905046.01	Adjustable swivel support kit	1
760074.01	Plastic support	1
905054	Adjustable swivel support kit	1




ABS Box 270x90

IP64

ABS Box 150x90

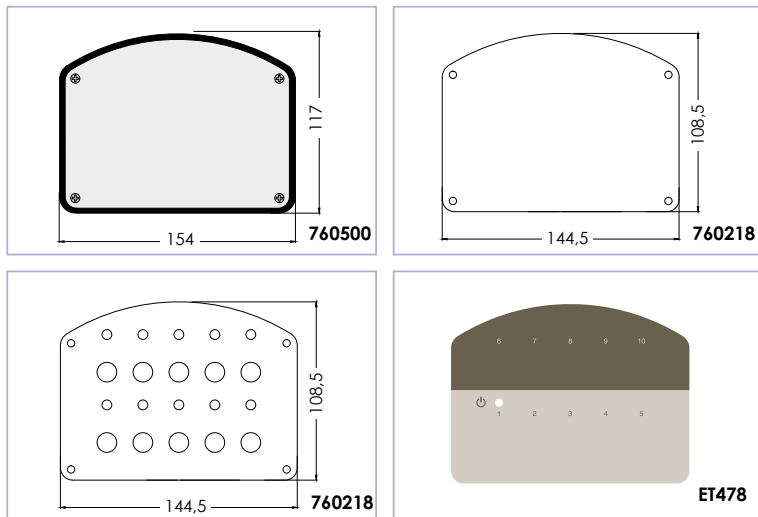
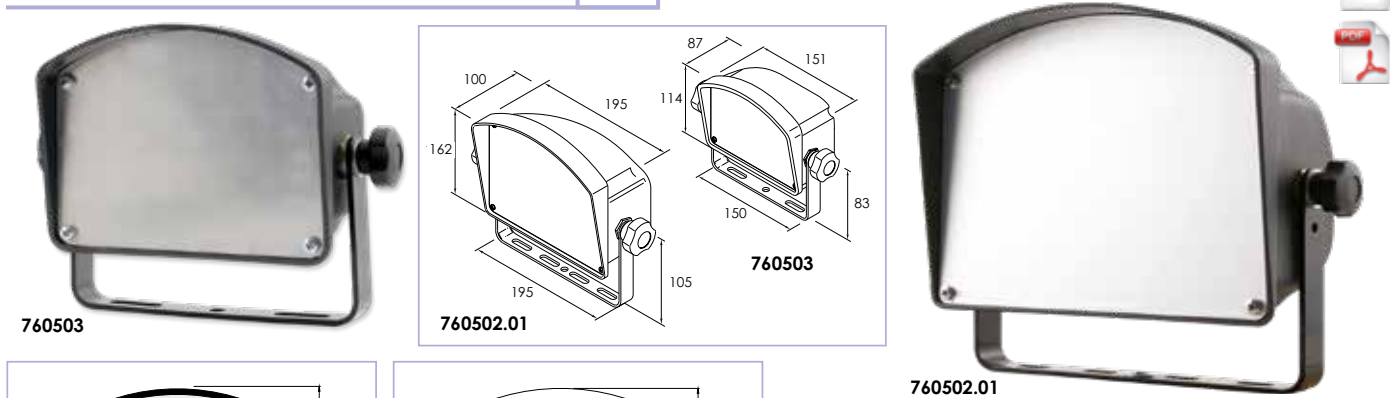
IP64



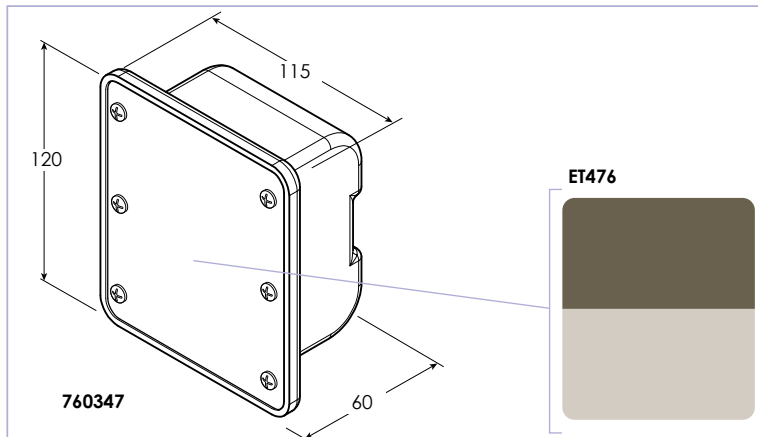
Cod.	Description	Material	# Ø	# LED	IP Grade		Cod.	Description	Material	# Ø	IP Grade	
760144	Kit Box P270	ABS			IP64	1	760145	Kit Box P150	ABS		IP64	1

Box ABS P140-P180

IP54



Cod.	Description	Material	# Ø	IP Grade	
760500	Kit box P140	ABS		IP54	1
760503	Kit box P140 w/ support				1
760218	Aluminium panel w/o holes	Aluminum	-		1
760220	Aluminium panel w/ holes	Aluminum	10		1
ET478	Sticker w/ 1-10 numbering				1
760502.01	Kit box P180 w/ support	ABS		IP54	1



Box ABS 115x120

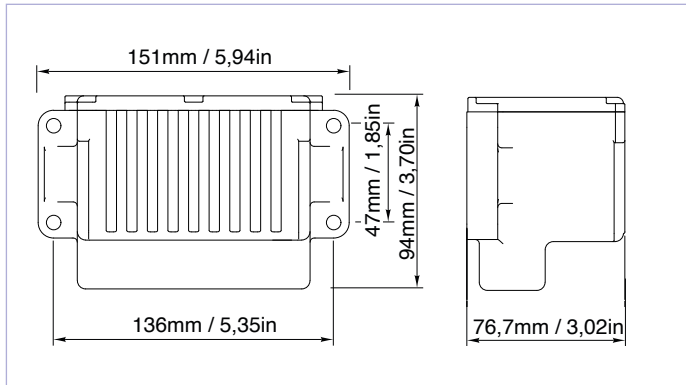
IP65



P 63 x 106

IP65

Scatola a tenuta IP65. Adatta per il comando diretto di elettrovalvole. IP65 sealed box. Suitable for direct control of solenoid valves.




760414

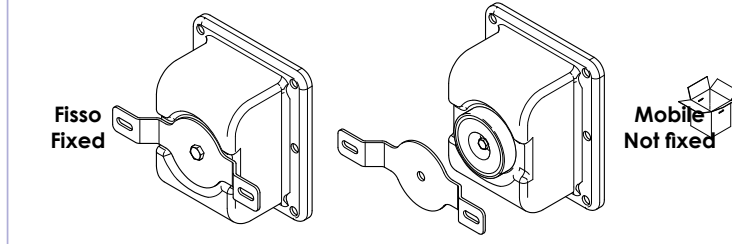
Cod.	Description	Material	
760414	Kit Box 63 x 106	PA 66	1

Magneti per fissaggio box - Magnets for box fixing


Cod.	Kg MAX				
		ø (mm)	ø (mm)	h (mm)	
401906	7	45	4,5	10	1
401907	13	53	6,5	11	1
401908	22	71	10,5	15	1
760339	Box fixing kit				1



Esempi di utilizzo del kit supporto - Kit support example use



Cod.	Description	Material	#Ø	IP Grade	
760347	Kit Power box 4	ABS		IP65	1

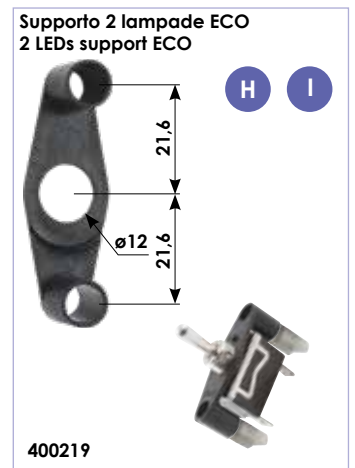
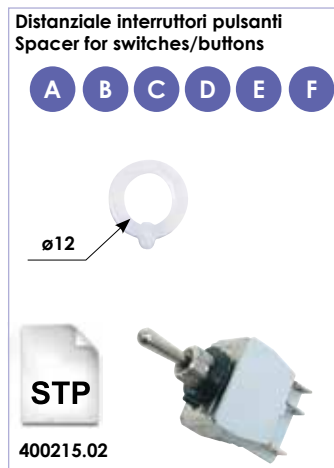
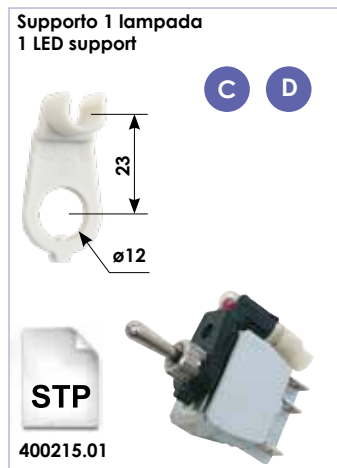
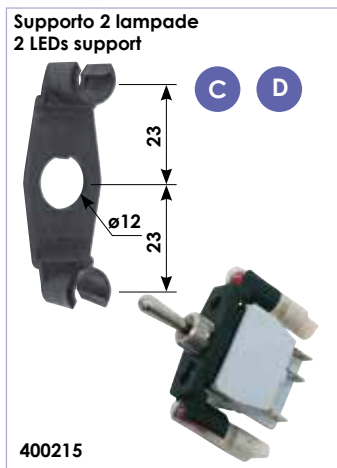


Supporti per LED e distanziale - LED supports and spacer



Supporto per LED. Permette il montaggio di LED abbinati a un interruttore. Impediscono l'accidentale rotazione dell'interruttore. LED support. Enables fitting of LED's connected to a switch. Prevents accidental rotation of the switch.

Cod.	n° Lamps	Switch series	
400215.01	1	APEM series	50
400215	2		50
400215.02	-		100
400219	2	ECO series	50



 **RAM**




Cod.	Cod. RAM	Model	Size	Combine
760213	RAM-B-166U	Supporto Snodato Con Ventosa RAM-B Completo	B	P90 - P190
760413		Supporto Snodato senza Ventosa RAM-B Completo	B	P90 - P190
760417		Kit supporto RAM-B a forcella	B	P90 - P190
760432	RAP-B-166-2U	Supporto Snodato con Ventosa RAP-B Completo	B	P90 - P190
760260	RAM-101U	Supporto snodato RAM C	C	P90 - P190
760541	RAM-101U-B	Supporto snodato RAM C + 2 sfere C	C	P90 - P190
760555	RAM-B-101-U-A	Supporto Snodato Ram B+ 2 Sfere B	B	P90 - P190




Cod.	Cod. RAM		Size	Diametro	Supporto	
760433	RAM-B-273-M6U		M6	B	24,5mm 1"	M6
760213.02	RAM-B-238U		M5	B	24,5mm 1"	Piano
760416	RAM-B-235U			B	24,5mm 1"	Tubo
760213.01	RAM-B-201U			B	24,5mm 1"	Morsetto
760415	RAM-B-224-1U			B	24,5mm 1"	Vetro
760260.02	RAM-202U			C	38mm 1,5"	Piano
760260.01	RAM-201U			C	38mm 1,5"	Morsetto


 **Supporti - Supports**

Cod.	Model	Combine
760382.02	Attacco Slitta Box Modular System a L - Ram	P45 - P90 - P190L
760382	Attacco Slitta Box P190	P190
760460	Kit supporto attacco slitta profilo tondo	P90
905054	Kit Supporto Snodato	A56 - A110
905046.01	Kit Supporto Box Snodato A110	A56 - A110
401908	Magnete D.71 Foro D.10,5	A56 - A110 - P190



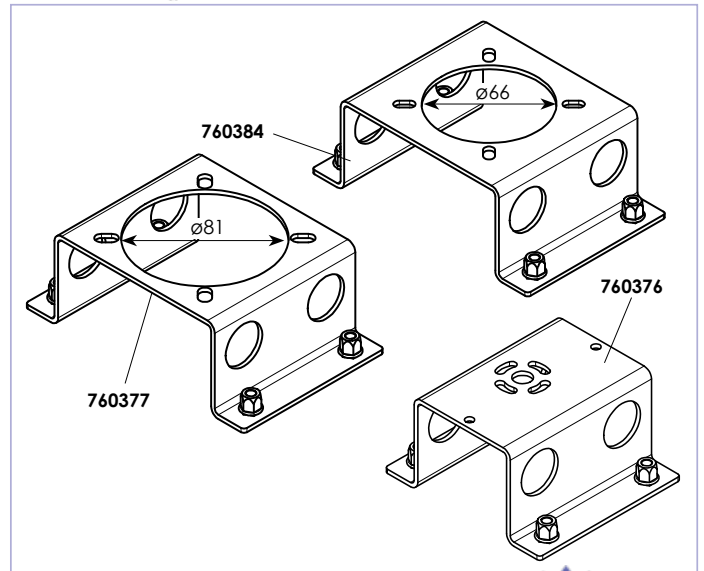
Bracciolo Large - Armrest Large

 Soluzione ergonomica per il comando di sistemi elettroidraulici. Possibilità di integrare joystick con base mobile a doppio asse. Varie configurazioni realizzabili.

 Ergonomic solution to control electrohydraulic systems. Possibility to integrate 2-axes joystick handles. Various configurations possible.

Nota: 760376 necessario solo in caso di montaggio joystick.

Note: 760376/760377 needed only when mounting joysticks.



Example

Emergency button (optional)

Optional emergency button
Bottone facoltativo di emergenza

Configurable

Configurable zone with buttons or toggle switches
Zona configurabile con pulsanti o interruttori a levette



Joystick (optional)


Available fixed or on four axes
Disponibile fisso o su quattro assi

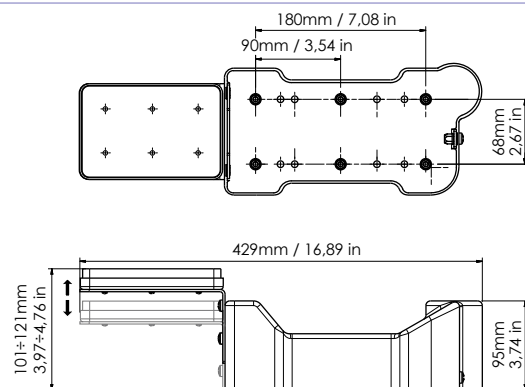


Regolabile
Adjustable

Armrest

Adjustable armrest
Bracciolo regolabile

Cod.	Description	Material	
760370	Armrest closing plate	Aluminum	1
760372	Armrest carter	ABS	1
760374	Back plate + Padding	Aluminum/ABS/EPDM	1
760376	Joystick support plate	Aluminum	1
760377	2 axes on-off joystick support plate (David Brown, Faber)	Aluminum	1
760384	2 axes prop. joystick support plate (SDA, Unify, Walvoil)	Aluminum	1




Bracciolo Small - Armrest Small

 Soluzione ergonomica per il comando di sistemi elettroidraulici.  Ergonomic solution to control electrohydraulic systems. Varie configurazioni realizzabili. Various configurations possible.

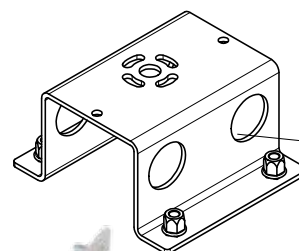
Nota: 760376 necessario solo in caso di montaggio joystick. Note: 760376 needed only when mounting joystick.



760371



760374



760376



760369



Example

Amrest

Adjustable armrest
Bracciolo regolabile



Joystick (optional)


Available fixed
Disponibile fisso

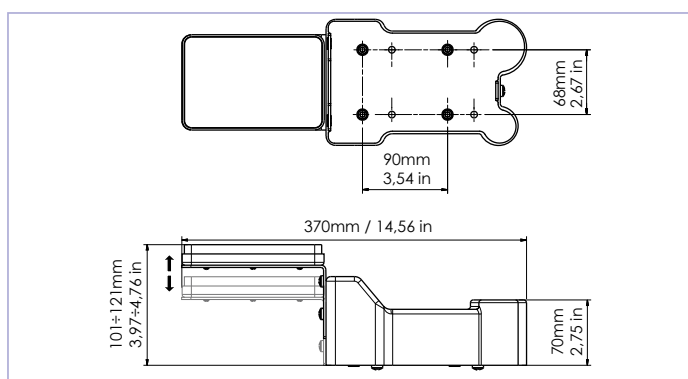
Configurable

Configurable zone with buttons or toggle switches
Zona configurabile con pulsanti o interruttori a levette

Emergency button (optional)

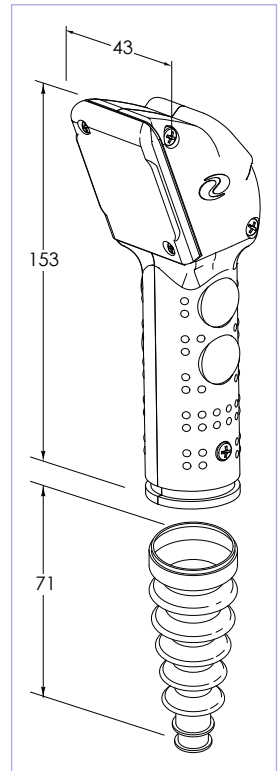
Optional emergency button
Bottone facoltativo di emergenza

Cod.	Description	Material	
760369	Armrest closing plate	Aluminum	1
760371	Armrest carter	ABS	1
760374	Back plate + Padding	Aluminum/ABS/EPDM	1
760376	Joystick support plate	Aluminum	1



Joystick CN 4+4

760236 IP43

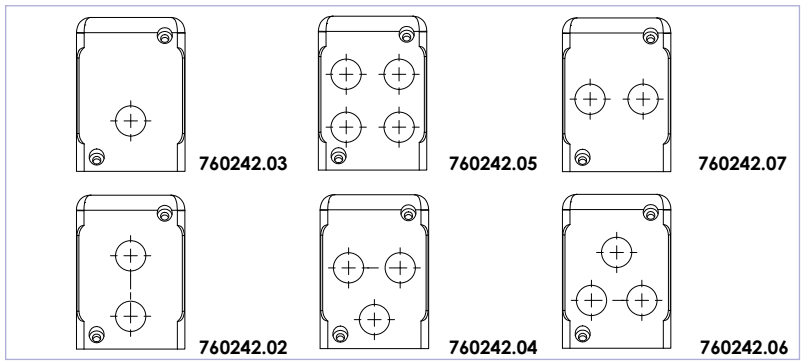


Frontalini senza foratura con predisposizione fino a 4 fori ø12. Front panels without holes suitable for up to 4 holes ø12.

760242.01 Frontalino con foratura rettangolare per interruttori tipo K. 760242.01 Front panel with rectangular hole for switches type K.

Dimensione spacco 22 x 29,80. Hole size 22x29,80. Joystick suitable for up to 4 holes ø12.

Int. #/ø	Front Panel	Int. #/ø	Handle
A/B 4		G 2	
G 4		G 2	
E/F 4		G 2	
K 1		G 2	



Cod.	Description	Material	#/ø	IP Grade	
760236	Kit joystick 4	Polyamide		IP43	1
760238	Bellow for joystick 4	Nitrile rubber			1
760242	Front panel flat w/o holes	Polyamide	-		1
760242.01	Front panel w/ rectangular hole	Polyamide	-		1
760242.02	Front panel w/ holes	Polyamide	2		1
760242.03	Front panel w/ holes	Polyamide	1		1
760242.04	Front panel w/ holes	Polyamide	3		1
760242.05	Front panel w/ holes	Polyamide	4		1
760242.06	Front panel w/ holes	Polyamide	3		1
760242.07	Front panel w/ holes	Polyamide	2		1
760321	Front panel inclined w/o holes	Polyamide	-		1

Esempi delle configurazioni disponibili
Examples of possible configurations

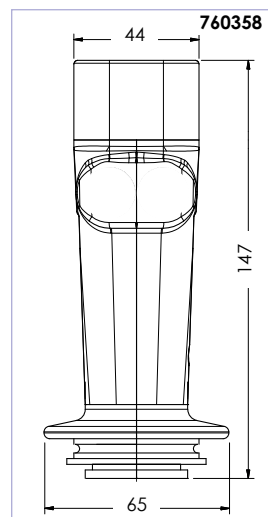
Joystick CN 4+2

760358 IP66

NEW



760358-Kit



Cod.	Description	Material	IP Grade	
760358	Joystick 4+2	Polyamide	IP66	1

Joystick con predisposizione per 4 fori $\varnothing 12$. Joystick suitable for up to 4 holes $\varnothing 12$.

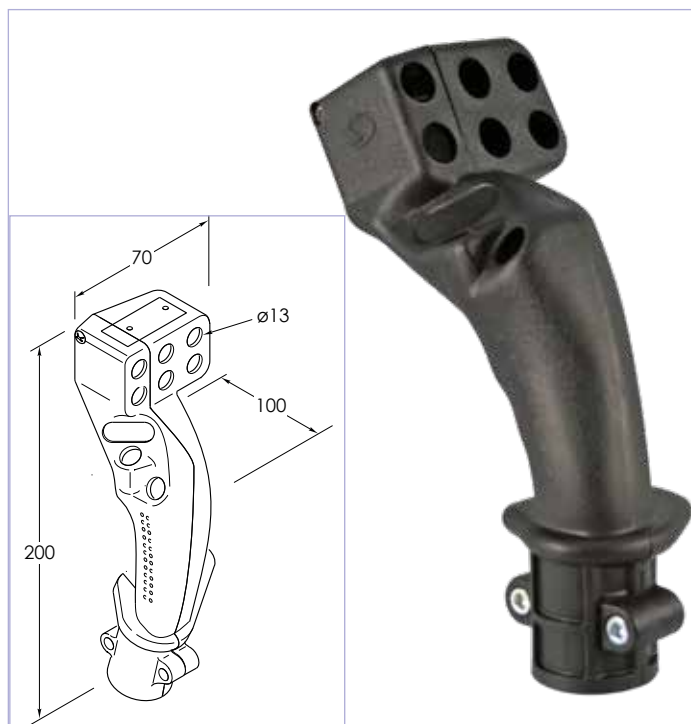
Int. # \varnothing	Front Panel	Int. # \varnothing	Handle
G 4		G 2	
M/O 1		G 2	

Esempi delle configurazioni possibili
Examples of possible configurations

Joystick DX 6+2

760156 IP41

Joystick con 6 fori nel frontale e 2 nell'impugnatura, $\varnothing 13$. Joystick with 6 holes in the front panel and 2 in the handle, $\varnothing 13$.



Int. # \varnothing	Front Panel	Int. # \varnothing	Handle
A/B 6		G 2	
E/F 6		G 2	
G 6		G 2	

Esempi delle configurazioni disponibili
Examples of possible configurations

Accessori Joystick - Joystick Accessories



KIT 921004.01



921004 dettaglio / detail

Cod.	Description	Material	# \varnothing	IP Grade	
760156	Kit joystick 6+2	Polyamide	6+2	IP41	1

Cod.	Description	
921004.01	Kit sticker holder	1

Joystick DX 4+2

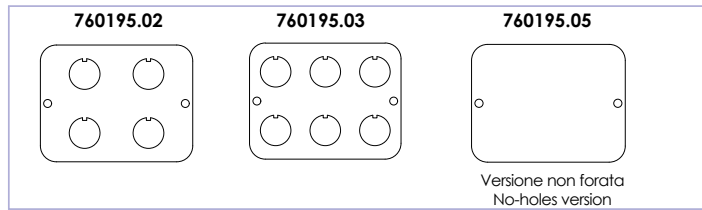
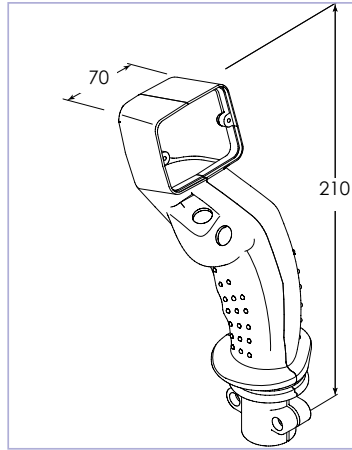
760191 IP41

Joystick con predisposizione per 2 fori ø12.

Frontalino con predisposizione fino a 6 fori ø12.

Joystick suitable for 2 holes ø12.

Front panel suitable for up to 6 holes ø12.



Cod.	Description	Material	#	IP Grade	
760191	Kit joystick 4/6+2	Polyamide		IP41	1
760195.02	Front panel w/ holes	Aluminium	4		1
760195.03	Front panel w/ holes		6		
760195.05	Front panel w/o holes		-		
ET223.01	Sticker w/ 1-6 numbering				1
ET223.03	Sticker w/o numbering				



760191 - Kit

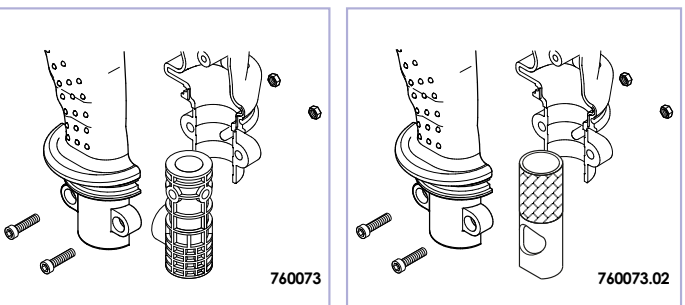
Int. #	Front Panel	Int. #	Handle
A/B 6		G 2	
E/F 6		G 2	

Esempi delle configurazioni disponibili
Examples of possible configurations

Accessori Joystick - Joystick Accessories



Cod.	Description	Body Material	Threading	
760237	Bushing for 4 axes Joystick	Polyamide	M10	1
760073	Bushing for Joystick	Polyamide	M12	1
760073.01	Bushing for Joystick	Polyamide	M10	1
760073.02	Bushing for Joystick	Galvanized Steel	M12	1
760394	Bushing for Joystick	Aluminum	UNF 7/8	1
400024	Snap cap D.12,7			50



Joystick DX 8+2

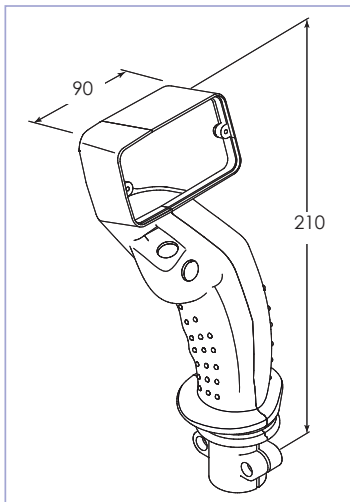
760168 IP41

Joystick con predisposizione per 2 fori $\varnothing 12$.

Frontalini abbinabili con 8 o 11 fori, $\varnothing 12$.

Joystick suitable for 2 holes $\varnothing 12$.

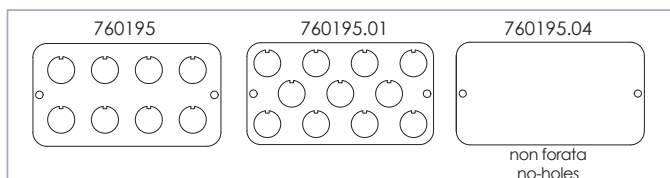
Combinable front panels with 8 or 11 holes, $\varnothing 12$.



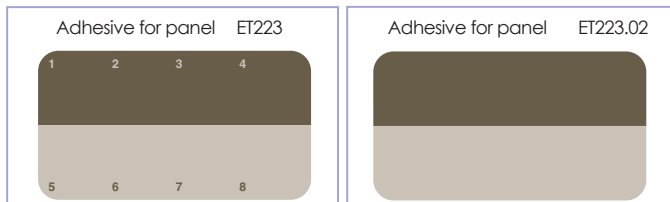
760168-Kit

Int. #	Front Panel	Int. #	Handle
A/B 8		G 2	
E/F 8		G 2	

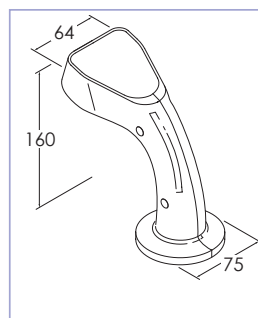
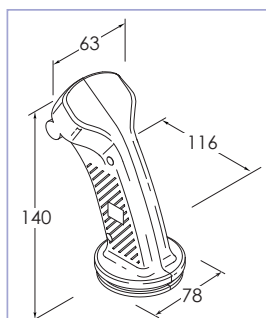
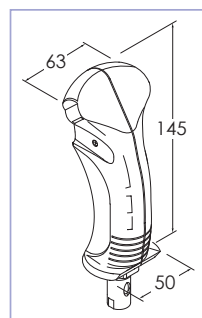
Esempi delle configurazioni disponibili
Examples of possible configurations



Cod.	Description	Material	#	IP Grade	
760168	Kit joystick 8/11+2	Polyamide		IP41	1
760195	Front panel w/ holes	Aluminium	8		
760195.01	Front panel w/ holes		11		1
760195.04	Front panel w/o holes		-		
ET223	Sticker w/ 1-8 numbering				
ET223.02	Sticker w/o numbering				1



Joystick commerciali - Commercial joysticks




Cod.	"Man here" Button	
921080		1
921071	•	1
921071.01		1
921071.02		1


Cod.	
760157	1
921041.01	1
921041.02	1

Cod.	"Man here" Button	
921076		1
921068	•	1
921068.01		1
921068.02		1

Joystick CN 8+4

760330 IP66

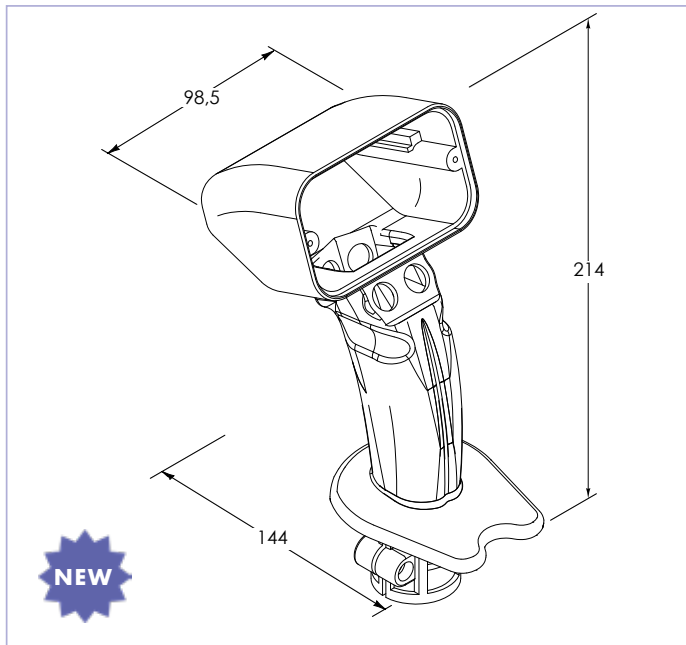
 Joystick con 2 fori sul lato anteriore dell'impugnatura, predisposizione per 2 fori sul lato posteriore, ø12.

 Joystick with 2 holes on the front side of the handle, suitable for 2 holes on the rear side, ø12.

Frontalini abbinabili con 8 o 11 fori, ø12. Combinable front panels with 8 or 11 holes, ø12.



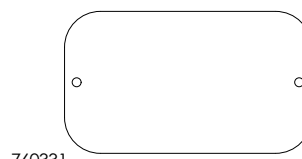
760330-Kit



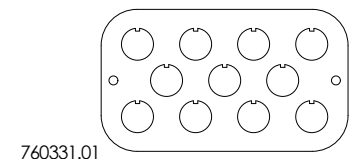
Foratura posteriore opzionale
Optional Rear drilling



Foratura standard
Standard drilling



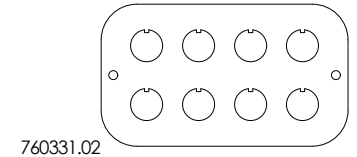
760331



760331.01




ET479



760331.02

Int. #	Front Panel	Int. #	Handle
E/F 8		G 2+2	
G 11		G 2+2	

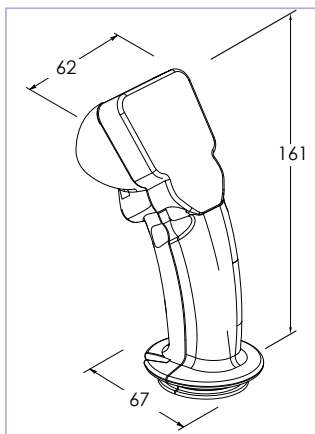
Esempi delle configurazioni disponibili
Examples of possible configurations

Cod.	Description	Material	#	IP Grade	
760330	Kit joystick 8/11+4	Polyamide		IP66	1
760331	Front panel w/o holes	Aluminium	-		1
760331.01	Front panel w/ holes	Aluminium	11		1
760331.02	Front panel w/ holes	Aluminium	8		1
ET479	Sticker w/o numbering				1

Joystick CN 7+2

760357 IP66

Joystick con predisposizione fino a 7 fori nella parte anteriore e 2 fori nella parte posteriore, $\varnothing 12$. Joystick suitable for up to 7 holes on the front side and 2 holes on the rear side, $\varnothing 12$.



Cod.	Description	Material	# \varnothing	IP Grade	
760357	Kit joystick 7+2	Polyamide		IP66	1

Int. # \varnothing	Front Panel	Int. # \varnothing	Handle
G 7		G 2	

Esempi delle configurazioni disponibili Examples of possible configurations



Foratura posteriore Rear drilling

Box P24

IP66

Box compatto a tenuta IP66 per interruttori tipo A-B-C-D-E-F-G-K. Frontale in materiale nero o traslucido per montaggio LED interni. Compact box with IP66 protection for switches type A-B-C-D-E-F-G-K. Black or translucent front panel for LEDs mounting.

Int. # \varnothing	Front Panel	Int. # \varnothing	Handle
A/B/C/D 1		G 1	
E/F 1			

Esempi delle configurazioni disponibili Examples of possible configurations

Cod.	Description	Material	# \varnothing	LED	IP Grade	
760267	Kit box P24 w/ support and cable gland - black front panel	Polyamide	1	-	IP66	1
760267-W	Kit box P24 w/ support and cable gland - translucent front panel		1	2		
760256.02	Black front panel w/ hole	Polyamide	1	-		1
760256.03	Translucent front panel w/ hole		1	2		
ET484	Sticker					1

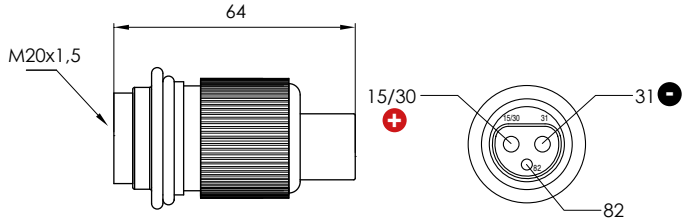


■ Spine 3 poli 25A ■ 25A 3-poles plugs

ISO 12369



■ Spina volante con connessione a norma ISO 12369 standard sui trattori, 12/24V, 25A. La versione blister include faston 6,3. ■ 3-pole plug according to ISO standard 12369 on tractors, 12/24V, 25A. The blister version includes faston 6.3.



Cod.	Description	V	A	Fuse	
400628	3 poles Plug	12/24 VDC	25	-	25

■ Spine 3 poli 10A - 25A ■ 10A - 25A 3-poles plugs

■ Guscio in plastica trasparente, è provvisto di LED per segnalare il corretto funzionamento: luce verde regolare, luce rossa difettoso. ■ Transparent plastic body with LED to signal the correct functioning, green light: OK, red light: defect.

1-Versione da 25A: LED verde polarità corretta, LED rosso polarità invertita.

1- 25A version: green LED correct functioning, red LED inverted polarity.

2- Versione da 10A FUSE: LED verde funzionamento corretto, LED rosso fusibile interrotto.

2- 10A FUSE version: green LED correct functioning, red LED fuse failure.

3- Versione da 10A RELÈ e FUSE: LED verde funzionamento corretto, LED rosso fusibile interrotto. LED spento, alimentazione invertita.

3- 10A RELAY and FUSE version: green LED correct functioning, red LED fuse failure. No LED, inverted polarity.



STP

Registered Design

400621

1 - LED




400625

2 - LED+FUSE



400621

3 - LED + FUSE+RELE'

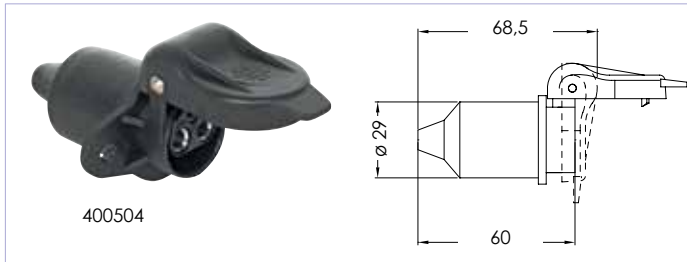


400622

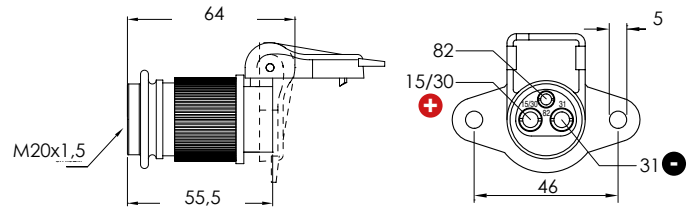
	Cod.	Description	LED		V	A	Fuse	
1	400625	3 poles Plug with LED 12V	Inverse	√	12 VDC	25	-	10
2	400621	3 poles Plug with LED + Fuse 12V	Fuse	√	12 VDC	10	10	10
	400621-4.0						4	10
	400621-7.5						7,5	10
3	400622	3 poles Plug with LED / Relè / Fuse	Fuse	√	12 VDC	10	10	10

Prese 3 poli 25A - 25A 3-poles sockets

ISO 12369



Prese utilizzabile in modalità mobile o fissa, connessione a norma ISO 12369, 12/24V, 25A. Faston 6,3 inclusi nella versione blister. **Socket to be used both mobile or fixed, connection according to ISO 12369, 12/24V, 25A. Blister version includes 6,3 faston.**



Cod.	Description	V	A	
400627	3 poles Socket	12/24 VDC	25	25
400504	3 poles Socket	12/24 VDC	25	25

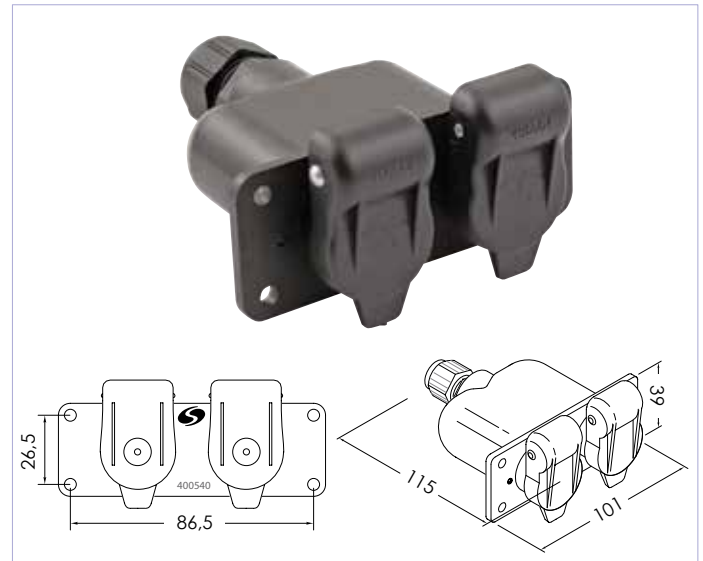
Doppia presa 3 poli 25A - 25A 3-poles double sockets

Kit doppia presa abbinata, connessione a norma ISO 12369, 12/24V, 2x25A. Faston 6,3 inclusi nella versione blister.

Double socket kit, connection according to ISO 12369, 12/24V, 25A. Blister version includes 6,3 faston.



BL-400540



Cod.	Description	Volt	A	
BL-400540	Kit blister double 3-poles socket	12/24 VDC	2 x 25	1

Accessori per Connettori per Elettrovalvole

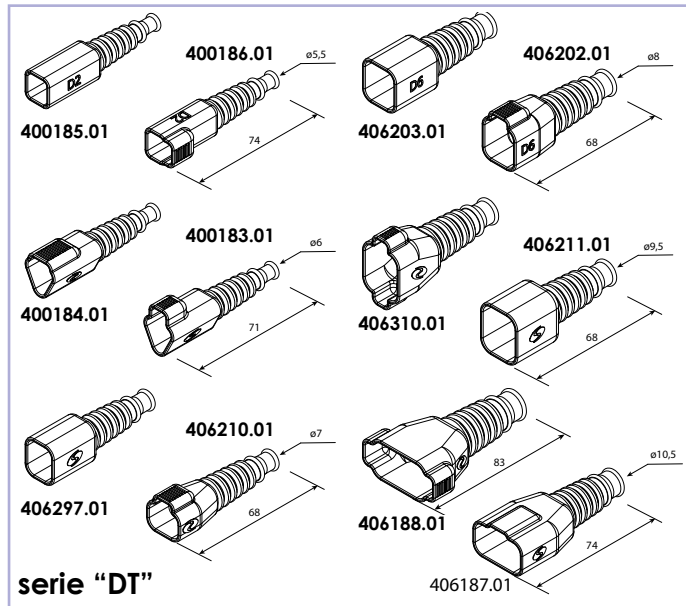
Accessories for solenoid valves connectors




Cod.	Type	Note	
406029.05	Basetta Chiusura Cieca x Conn. C18	Cover cap C18	200
406040.02	Basetta Chiusura Cieca x Conn. C11	Cover cap C11	200

■ Cuffie in EPDM

- temperatura di impiego -45 ÷ +130 °C;
- buone/ottime proprietà meccaniche;
- ottima resistenza ai raggi UV;
- ottimo a contatto con ozono, agenti atmosferici, acqua, soluzioni saline, basi minerali forti e soluzioni derivate, olii e grassi vegetali e animali.

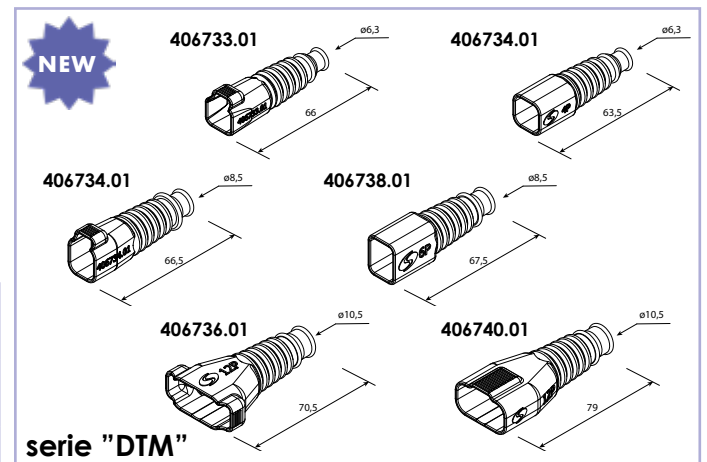


serie "DT"


Cod.	Model	Note	#	
406186.01	Deutsch M.p.F.	Cable ø 5,5 - Sleeving ø 7	2	10
406185.01	Deutsch F.p.M.			
406183.01	Deutsch M.p.F.	Cable ø 6 - Sleeving ø 7	3	10
406184.01	Deutsch F.p.M.			
406210.01	Deutsch M.p.F.	Cable ø 6,8 - Sleeving ø 10	4	10
406297.01	Deutsch F.p.M.			
406202.01	Deutsch M.p.F.	Cable ø 9 - Sleeving ø 11,5	6	10
406203.01	Deutsch F.p.M.			
406211.01	Deutsch M.p.F.	Cable ø 9,5 - Sleeving ø 11	8	10
406301.01	Deutsch F.p.M.			
406187.01	Deutsch M.p.F.	Cable ø 10,5 - Sleeving ø 12	12	10
406188.01	Deutsch F.p.M.			

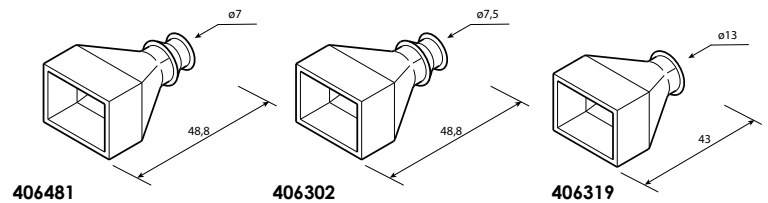

■ EPDM boots


- operating range -45°C to 130°C;
- excellent mechanical features;
- high UV radiation resistance;
- protection against ozone, weathering, water, saline solutions, strong mineral bases and derivate, greases and oils.

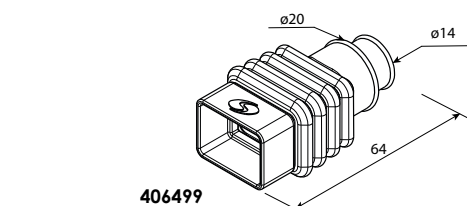



serie "DTM"

Cod.	Model	Note	#	
406733.01	Deutsch DTM M.p.F.	Cable ø 6,3 - Sleeving ø 7	4	10
406737.01	Deutsch DTM F.p.M.			
406734.01	Deutsch DTM M.p.F.	Cable ø 9 - Sleeving ø 11,5	6	10
406738.01	Deutsch DTM F.p.M.			
406736.01	Deutsch DTM M.p.F.	Cable ø 10,5 - Sleeving ø 12	12	10
406740.01	Deutsch DTM F.p.M.			

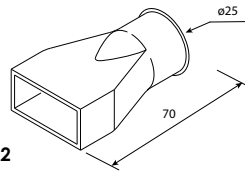


Cod.	Model	Note	#	
406481	Tyco Mate-n-lok	Cable ø 6÷9 mm	9	10
406302	Tyco Mate-n-lok	Cable ø 7÷11 mm	12	10
406319	Tyco Mate-n-lok	Cable ø 12÷15 mm	15	10

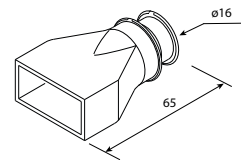


Cod.	Model	Note	#	
406499	Tyco Mate-n-lok	Cable ø 14 mm	12	10



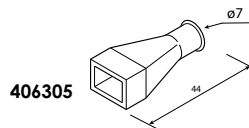


406243.02

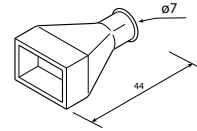


406243.03

Cod.	Model	Note	#	
406243.02	SICMA FCI	Cable \varnothing max 25 mm	24	25
406243.03	SICMA FCI	Cable \varnothing 16÷21 mm	24	25



406305

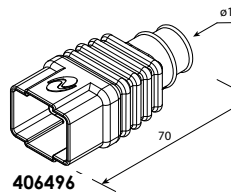


406306

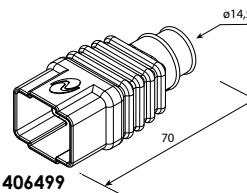
Cod.	Model	Note	#	
406305	Fastin-Faston	Cable \varnothing 7÷10 mm	2	100
406306	Fastin-Faston	Cable \varnothing 7÷10 mm	4	100



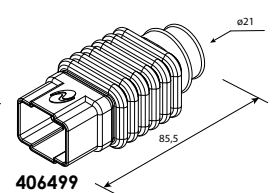
ITT



406496



406497



406499

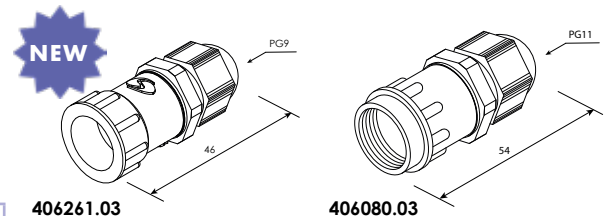
Cod.	Model	Note	#	
406496	ITT 24 POLI M.p.F.	Cable \varnothing 14,5÷18 mm	24	10
406497	ITT 24 POLI M.p.F.	Cable \varnothing 14,5÷18 mm	24	10
406497.01	ITT 24 POLI M.p.F.	Cable \varnothing 21÷26 mm	24	10

Calotta Serracavo Cable gland backshell

Cod.	Model	mm	mm	#	SIZE	
406261.03	Serracavo cil. corto	PG 9	4÷8	46	4 11	1
406272.03	Serracavo cil. corto	PG 11	5÷10	52	9 13	1
406037.03	Serracavo cil. corto	PG 16	10÷14	63	14/16 17	1
406032.03	Serracavo cil. corto	M25x1,5	11÷17	65	24/37 23	1



- Calotta in tecnopolimero caricato vetro;
- temperatura di impiego da -30°C a +125°C;
- buone/ottime proprietà meccaniche;
- glass-filled polymer backshell
- operating range from -30°C to 125°C
- excellent mechanical features;



406261.03

406080.03

Cod.	Model	mm	mm	#	
406080.03	Souriau/ITT serie UTG	PG 11	5÷10	54	8 1
406104.03	Souriau/ITT serie UTG	PG 13,5	6÷12	54	12 1
406194.03	Souriau/ITT serie UTG	M25x1,5	11÷17	63	19 1
406357.03	Souriau/ITT serie UTG	M25x1,5	11÷17	64	23 1
406078.03	Souriau/ITT serie UTG	PG 21	13÷18	70	28 1
406242.03	Souriau/ITT serie UTG	PG 29	18÷25	76	48 1



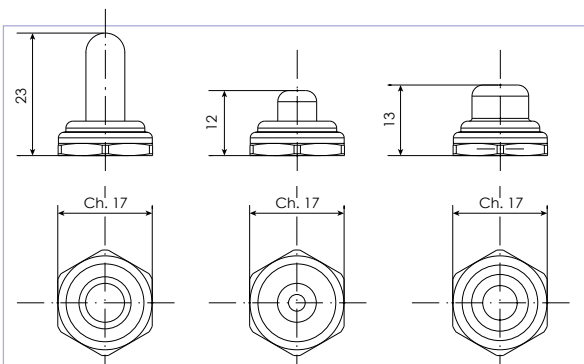
Souriau

Capucci in silicone per interruttori e pulsanti IP66

Silicone caps for switches and buttons IP66

Capucci in ottone nickelato e silicone per interruttori e pulsanti. Protezione da polvere, sabbia e acqua. Disponibili in vari colori; con rondella di montaggio stampata o con OR integrato.

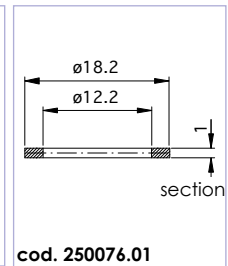
Nickel-plated brass and silicone caps for switches and buttons. Protection against dust, sand and water. Available in various colours; with mounting washer or integrated O-ring.



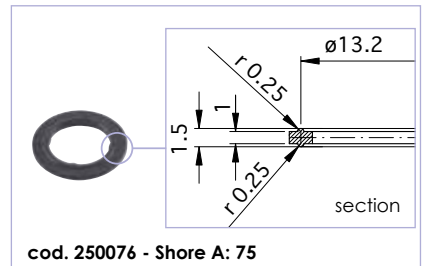
750239

NYLON version

NBR Washer version



cod. 250076.01



cod. 250076 - Shore A: 75

E' consigliato spruzzare del lubrificante tipo SP 7 ADESIL (antiadesivo al polixilossane) all'interno dei cappucci, prima del montaggio, per ridurre gli attriti ed evitare la rottura degli stessi.

We recommend to spray SP 7 ADESIL (polyxilossane anti-adhesive) lubricant inside the caps, before assembly, to reduce friction and avoid breakage.

Material	IP Grade	UV Resistance	T° Min-Max	Flexibility	Mechanical resistance
Silicone (our choice)	IP66	++	-55 +180 °C	++	-
Fluorosilicone	IP66	++	-45 +180 °C	++	+
Neoprene	IP66	-	-35 +100 °C	-	++

Cod.	Color	Material	Nut		NBR washer	O-Ring	 	Thread type	
			White	Black					
400460-BK	Black	Silicone		•	•	•	•	ø12x0,75 (APEM)	100
400460	Black	Silicone	•		•	•	•	ø12x0,75 (APEM)	100
400460.01	Green	Silicone	•		•	•	•	ø12x0,75 (APEM)	50
400460.02	Red	Silicone	•		•	•	•	ø12x0,75 (APEM)	50
400460.03	White	Silicone	•		•	•	•	ø12x0,75 (APEM)	50
400460.04	Yellow	Silicone	•		•	•	•	ø12x0,75 (APEM)	50
400463	Black	Silicone	•		•	•	•	ø12x0,75 (APEM)	100
400463.01	Green	Silicone	•		•	•	•	ø12x0,75 (APEM)	50
400463.02	Red	Silicone	•		•	•	•	ø12x0,75 (APEM)	50
400463.03	White	Silicone	•		•	•	•	ø12x0,75 (APEM)	50
400463.04	Yellow	Silicone	•		•	•	•	ø12x0,75 (APEM)	50
400571	Black	Silicone	•		•	•	•	ø12x0,75 (APEM)	100
400571-BK	Black	Silicone		•	•	•	•	ø12x0,75 (APEM)	100
400571.01	Green	Silicone	•		•	•	•	ø12x0,75 (APEM)	50
400571.02	Red	Silicone	•		•	•	•	ø12x0,75 (APEM)	50
400571.04	Yellow	Silicone	•		•	•	•	ø12x0,75 (APEM)	50
400565	Black	Silicone	•		•	•	•	ø12x0,75 (APEM)	100
400565.01	Green	Silicone	•		•	•	•	ø12x0,75 (APEM)	50
400565.02	Red	Silicone	•		•	•	•	ø12x0,75 (APEM)	50
400565.03	White	Silicone	•		•	•	•	ø12x0,75 (APEM)	50
400565.04	Yellow	Silicone	•		•	•	•	ø12x0,75 (APEM)	50
400563	Black	Silicone	•		•	•	•	ø12x0,75 (APEM)	100
400564	Black	Silicone	•		•	•	•	ø12x0,75 (APEM)	100
400564.01	Green	Silicone	•		•	•	•	ø12x0,75 (APEM)	50
400590	Black	Fluorosilicone	•			•	•	ø12x0,75 (APEM)	100
400562	Black	Silicone	•		•	•	•	ø12x1 (Matsushita)	100
400562.02	Red	Silicone	•		•	•	•	ø12x1 (Matsushita)	50
400418	Black	Silicone	•		•	•	•	ø12x1 (Matsushita)	100
400598	Black	Fluorosilicone	•			•	•	ø12x1 (Matsushita)	100

Blister



BL-400554



BL-400504



BL-400625



BL-400622



BL-400621



BL-400540



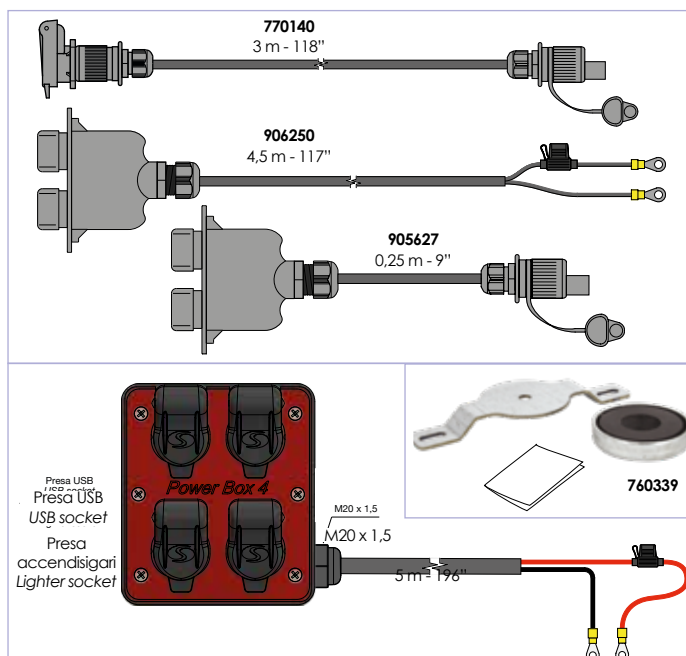
BL-406105

Cod.	Description	LED		V	A	Fuse	
BL-400554	Kit blister 3-poles plug w/ cable gland M20x1,5	/	/	12/24 VDC	25	-	1
BL-400504	Kit blister 3 poles Socket			12/24 VDC	25	-	1
BL-400625	Kit blister 3 poles Plug with LED 12V	Inverse	√	12 VDC	25	-	1
BL-400621	Kit blister 3 poles Plug with LED + Fuse 12V	Fuse	√	12 VDC	10	10	1
BL-400622	Kit blister 3 poles Plug with LED / Relè / Fuse	Fuse	√	12 VDC	10	10	1
BL-400540	Kit blister double 3 poles Socket			12/24 VDC	2 x 25		1
BL-406105	Unipolar Lighter Socket			12/24 VDC	80		10

Power Box 12 Volt

Multiple sockets and power cables. 40A protection fuse for versions with direct connection to the battery.

Multiprese e cavi alimentazione. I nuovi modelli a 4 prese sono ordinabili o con un ingresso USB o con una presa accendisigari. Fusibile di protezione da 40A nei modelli da collegare direttamente alla batteria.



Cod.	Model	Functions	Box / Cable	Fuse	L (m) L (in)			USB	Acc.	A
770140	Cavo alimentazione - 1 - 3,0	1	cable	-	3	118"	1			25
906250	Cavo alimentazione - 2 - 4,5	2	cable	40 A	4,5	117"	2			40
905627	Cavo alimentazione 1/2 - 2 - 0,25	2	cable	-	0,25	9"	2			25
906390	Kit Power Box 4-USB	4	ABS box	40A	5	196"	4	1		40
906390.01	Kit Power Box 4-Accendisigari	4	ABS box	40A	5	196"	4		1	40
760339	Kit Fissaggio Power Box 4									

■ ■ Cassette in alluminio verniciate in grigio IP66

■ ■ Grey coated aluminium boxes IP66

Cassette pressofuse in alluminio complete di viti, guarnizioni e coperchi, tenuta IP66 (CEI EN 60529). Verniciatura a forno nero e in RAL 9006, grigio metallizzato bucciato. Piastre di montaggio in acciaio zincato disponibili per alcuni modelli. Forature personalizzate su richiesta.

Die-cast aluminium boxes with screws, seals and lids, IP66 protection (CEI EN 60529). Heat cured coating black and RAL 9006. Galvanized steel mounting plates available for some types. Custom drilling on request.



Cod.	ILME cod.	Piastra di montaggio Assembly Plate	Dimensioni interne (mm) Inner size (mm)	IP Grade	
760041	APV 9		90 x 90 x 53	IP66	1
760041-BK	APV 9		90 x 90 x 53		1
760013	APV 11	760092	128 x 103 x 55		1
760013-BK	APV 11	760092	128 x 103 x 55		1
760160	APV 12	760368	154 x 129 x 58		1
760160-BK	APV 12	760368	154 x 129 x 58		1
760028	APV 14	760069	178 x 155 x 74		1
760028-BK	APV 14	760069	178 x 155 x 74		1
760029	APV 19	760079	239 x 202 x 85		1
760029-BK	APV 19	760079	239 x 202 x 85		1
760142	APV 20	760143	294 x 244 x 114		1
760170	APV 21	760171	392 x 298 x 144		1

Cod.	Dimensione (mm) Size (mm)	IP Grade	
760174	205 x 105 x 81	IP66	1
760009	256 x 91 x 75		1
760152	268 x 133 x 91		1

■ ■ Cassette in plastica IP65

■ ■ Plastic boxes IP65

Cassette in plastica complete di guarnizioni in gomma antinvecchiamento e coperchi, tenuta IP65. Viti in plastica o acciaio inox a seconda del modello.


Plastic boxes with anti-wear seals and lids, IP65 protection. Plastic or stainless steel screws depending on the type.



Cod.	Dimensione (mm) Size (mm)	Note	IP Grade		
760097	70 x 70 x 51	already drilled	IP65	1	
760097-CPT	70 x 70 x 51	complete with emergency push-button contact N.C.			
760010		without hole	IP65	1	
760010.04	105 x 70 x 74	2 hole			hole spacing 40mm
760010.05		3 hole			hole spacing 40mm
760221	164 x 99 x 67		IP65	1	
760114	214 x 162 x 71		IP65	1	
760257	110 x 210 x 40,5		IP65	1	

■ ■ Cassette in alluminio verniciato IP66

■ ■ Coated Aluminum Boxes IP66



Cod.	Dimensione (mm) Size (mm)	IP Grade	
760201	89 x 35 x 30	IP66	1
760164	114 x 89 x 55	IP66	1
760268	120 x 100 x 35 (black)	IP66	1
760202	171 x 121 x 55	IP66	1
760203	222 x 146 x 55	IP66	1

Valvola di sfato

IP66

Air-hole valve

IP66

Elementi di compensazione provvedono ad una buona aerazione della cassetta evitando la formazione di condensa.

Compensation elements which provide a good ventilation in the boxes avoiding condensation.



Cod.	Descrizione Description		ø	IP Grade	
200212	Silenziatore a pastiglia Silencer with filteringpad	√			1
760282	Valvola anticondensa Vent valve		M12	IP66	1



Pressacavo antistrappo

Pressacavo antistrappo con filettatura PG e metrica. Corpo in poliammide, guarnizione in neoprene. Tenuta IP68, 5 Bar massimi. Temperature di utilizzo comprese tra -30°C e 80°C.

Tearing proof cable gland

Tearing proof cable gland with PG and metric thread. Polyamide body, neoprene seal. IP68 protection, 5 Bar maximum. Working temperatures between -30°C and 80°C.

Cod.		Cod.		Cod.		Description					
400026		400027		400034		M12x1,5	4 ÷ 7	7	12	15	50
400028		400029		400035		M16x1,5	5 ÷ 10	10	16	22	50
400030		400031		400036		M20x1,5	8 ÷ 13	10	20	24	50
400030.01		400031		400036	RID	M20x1,5	5 ÷ 9	10	20	24	50
400032		400033		400037		M25x1,5	11 ÷ 17	10	25	30	50
		400059				M32X1,5					50
400003		400004		400015		PG7	3 ÷ 6,5	8	13	15	50
400003.01		400004		400015	RID	PG7	2 ÷ 5	8	13	15	50
400005		400006		400016		PG9	4 ÷ 8	8	16	19	50
400013		400014		400017		PG11	5 ÷ 10	8	19	22	50
400007		400008		400018		PG13,5	6 ÷ 12	9	21	24	50
400007.01		400008		400018	RID	PG13,5	5 ÷ 9	6	21	24	50
400009		400010		400020		PG16	10 ÷ 14	10	23	27	50
400009-L		400010		400020		PG16	10 ÷ 14	15	23	27	50
400011		400012		400019		PG21	13 ÷ 18	11	29	33	25
400038		400039		400044		PG29	18 ÷ 25	11	37	42	25
		400058				PG48				70	25



Cod.	Description					
400060	Pressacavo M25X1,5 D.13 - 18 Ottone Nichelato	13 ÷ 18	7		30	25

Accessori per pressacavo - Cable gland accessories



Cod.	Description	
400049	3 holes ø6 mm cable support for PG 16 / M20 e 1,5	50
400048	2 holes ø6 mm cable support for M 20	25
400040	6 holes ø7 mm cable support for PG 29	25
406487	Cable gland M32 10 holes	25
400041	Cap for PG9 gasket ø8	25
400024	Snap opening cap ø12,7	25
400025	Snap opening cap ø22,2	25
406486	Reduction M/F M40 / M32	25

Lampade

Lampade a filamento e LED colorati per montaggio su apposite supporti. Connettori con morsettiere a innesto rapido o a faston 6,3 mm.

Lamps

Filament lamps and coloured LEDs for mounting on specific supports. Connectors with plug-in terminal boards or 6,3 mm faston.



Cod.	Incand./LED	Color	V	Ø (mm)	L (mm)	IP grade	
400210	LED		12 VDC	10	250	IP65	50
400210.01	Incandescent		24 VDC	10	250	IP65	50
400209	LED		12 VDC	10	250	IP65	50
400211	Incandescent		24 VDC	10	250	IP65	50
400212	Incandescent		24 VDC	10	250	IP65	50
400212.01	LED		12 VDC	10	250	IP65	50
401573	LED		12 VDC	12	200	IP67	10
401573-G	LED		12 VDC	12	200	IP67	10
401570	LED		12 VDC	6	200	IP64	25
401570-R	LED		12 VDC	6	200	IP64	25
401568	LED		12 VDC	6	200	IP67	25
401568-R	LED		12 VDC	6	200	IP67	25
400220-OR	Incandescent		28 VDC	7,5	160	IP67	50



Cod.	Incand./LED	Color	V	Faston conn.	Plug-in conn.	
400214	Incandescent		12 VDC	•		50
401517.01	LED		12 VDC		•	50
401516.01	LED		12 VDC		•	50
401516.01-24V	LED		24 VDC		•	50

Apem

Interruttori e pulsanti APEM® ø12 mm

APEM® switches and push-buttons ø12 mm


























Foratura pannello
Drilling mask







EN 61058-1 EN 61058-1

Apem



Interruttori pulsanti APEM® ø12 mm APEM® push-buttons, ø12 mm

Cod.	APEM ref.		Color	A	V	Notes / Connection Type	
400496							
400469	IL12132A	MOM (NO)		8	12 VDC	2 x Faston 6,3	40
400469.01	IL12132	MOM (NO)		3	12 VDC	2 x Faston 6,3	40
400495	IL12126	MOM (NC)		3	12 VDC	2 x Faston 6,3	40
400495.05	IL12122A	MOM (NC)		8	12 VDC	2 x Faston 6,3	40
400496	IL12133	MOM (NO)		3	12 VDC	2 x Faston 6,3	40
400462	IL4731C	ON-OFF		4	125 VAC	2 x solder	40
400517	IL4836	ON-ON		3	125 VAC	3 x solder	40
400568	IL4631	ON-OFF		4	125 VAC	2 x solder	40
400482	IL4743A	ON-OFF		3	125 VAC	4 x solder bipolar	40
400569	IPR3SAD2LOG	MOM (NO)		4A	12 VDC	with 2,1 V - 20 mA LED verde / solder	10
400570	IPR3SAD3LOG	MOM (NO)		4A		with 2,1 V - 20 mA LED / solder	10
400591.05	IPR1SAD2LOS	ON-OFF		4A		with 1,95 V - 20 mA LED / solder	10
400620	IPR3SAD5LOG	MOM (NO)		4A		with 2,1 V - 20 mA LED giallo / solder	10
400638	IPR3SAD2LOS	MOM (NO)		4A		with 2,1 V - 20 mA LED rosso / solder	10
400589.05	IPR5SAD2	MOM (NO/NC)		4A	12 VDC	max 72 V / solder	10
400637	IPR3SAD2	MOM (NO)		4A		max 72 V / solder	10
400637.01	IPR3SAD6	MOM (NO)		4A		max 72 V / solder	10
400464	ISR3 SAD3	MOM (NO)		0,4	32 VAC	max 32 V / solder	50
400464.01	ISR3 SAD6	MOM (NO)		0,4		max 32 V / solder	50
400464.02	ISR3 SAD1	MOM (NO)		0,4		max 32 V / solder	50
400464.03	ISR3 SAD5	MOM (NO)		0,4		max 32 V / solder	50
400464.04	ISR3 SAD7	MOM (NO)		0,4		max 32 V / solder	50
400464.05	ISR3 SAD2	MOM (NO)		0,4		max 32 V / solder	50
400446	ILP3SAD2X1274	MOM (NO)		2	24 VDC	solder	50
400640	IAR3F1200	ON-OFF (NO)		2	24VDC	wire lead	10

Interruttori APEM® ø12 mm con connessione a saldare APEM® switches ø12 mm, solder connection

Cod.	APEM ref.		Poles	L (mm)	A	V	Connection Type		
400468	5638MA	MOM-OFF-ON	1	17,5mm	4	30 VDC	solder	25	
400461	5637MA	MOM-OFF-MOM	1	17,5mm	4	30 VDC	solder	25	
400467	5639MA	ON-OFF-ON	1	17,5mm	4	30 VDC	solder	25	
400471	5636MA	ON-ON	1	17,5mm	4	30 VDC	solder	25	
Cod.	APEM ref.		Poles	L (mm)	A	V	Connection Type	Note	
400631	5648M	ON-OFF-MOM	2	17,5	4	30 VDC	solder		25
400434	5647MA	MOM-OFF-MOM	2	17,5	4	30 VDC	solder		25
400413	5646MA	ON-ON	2	17,5	4	30 VDC	solder		25
400512	5642MA	ON-MOM	2	17,5	4	30 VDC	solder		25
400499	5649MA	ON-OFF-ON	2	17,5	4	30 VDC	solder		25
400499.01	12149AK	ON-OFF-ON	2	17,5	4	30 VDC	solder	High Performance	10
400461.02	12147AK	MOM-OFF-MOM	2	17,5	4	30 VDC	solder	High Performance	10

Accessori APEM® APEM® Accessories

Cod.	APEM ref.		Cod.	APEM ref.	
100103	U166	25	100103.01	U411	25
			100103.02	U03 + U1970-3	100

Apem

■ ■ Interruttori APEM® ø12 mm con connessione Faston ■ ■ APEM® switches ø12 mm, Faston connection



Cod.	APEM ref.		Poles	L (mm)	A	V	Connection Type	
400404	636H/2	ON-ON	1	17,5	15	250 VAC	3 x Faston 6,3	25
400401	639H/2	ON-OFF-ON	1	17,5	10	250 VAC	3 x Faston 6,3	25
400459	637H/2	MOM-OFF-MOM	1	17,5	10	250 VAC	3 x Faston 6,3	25
400466	631H/2	ON-OFF	1	17,5	15	250 VAC	2 x Faston 6,3	25
400476	638H/2	MOM-OFF-ON	1	17,5	10	250 VAC	3 x Faston 6,3	25
400522	635H/2	ON-MOM	1	17,5	10	250 VAC	3 x Faston 6,3	25

Cod.	APEM ref.		Poles	L (mm)	A	V	Connection Type	
400481	631.L40	ON-OFF	1	40	15	250 VAC	2 x Faston 6,3	15
400465	637.L40	MOM-OFF-MOM	1	40	10	250 VAC	3 x Faston 6,3	15
400476.01	638.L40	MOM-OFF-ON	1	40	10	250 VAC	3 x Faston 6,3	15

Cod.	APEM ref.		Poles	L (mm)	A	V	Connection Type	
400432.01	646.L40	ON-ON	2	40	15	250 VAC	6 x Faston 6,3	15

Cod.	APEM ref.		Poles	L (mm)	A	V	Connection Type	
400407	649H/2	ON-OFF-ON	2	17,5	10	250 VAC	6 x Faston 6,3	25
400432	646H/2	ON-ON	2	17,5	15	250 VAC	6 x Faston 6,3	25
400403	647H/2	MOM-OFF-MOM	2	17,5	10	250 VAC	6 x Faston 6,3	25
400420	648H/2	ON-OFF-MOM	2	17,5	10	250 VAC	6 x Faston 6,3	25
400514	645H/2	ON-MOM	2	17,5	10	250 VAC	6 x Faston 6,3	25
400543	641H/2	ON-OFF	2	17,5	15	250 VAC	4 x Faston 6,3	25
400545	644H/2	ON-ON-ON	2	17,5	15	250 VAC	6 x Faston 6,3	25

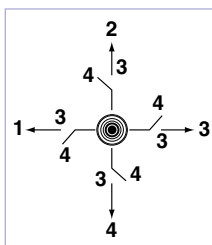
Cod.	APEM ref.		Poles	L (mm)	A	V	Connection Type	
400526	659/H	ON-OFF-ON	3	17,5	10	250 VAC	9 x Faston 6,3	25

Cod.	APEM ref.		Poles	L (mm)	A	V	Connection Type	
400403-K	647H/2K	MOM-OFF-MOM	1	17,5	15	250 VAC	3 x Faston 6,3	25
400401-K	639H/2K	ON-OFF-ON	1	17,5	10	250 VAC	3 x Faston 6,3	25
400459-K	637H/2K	MOM-OFF-MOM	1	17,5	10	250 VAC	3 x Faston 6,3	25
400466-K	631H/2K	ON-OFF	1	17,5	15	250 VAC	2 x Faston 6,3	25

NEW

Front panel Sealing

■ ■ Manipolatore a 2 assi APEM® con pulsante ■ ■ 2-axis APEM® Joystick with integrated push-button






Cod.	Cod. Apem		A	V	Conn. Type	IP Grade	
400402	1D16J1500	1 x MOM	6 A	250 VAC	12 x solder	IP67	1
400422	1D15D1500	-				IP67	1
400636	HF-52S10	Joystick Analog. 3 Assi 2 Puls.				IP67	1
400641	HF45S10	Joystick Analog. 3 Assi 2 Puls.				-	1
400636.01	505-442	Cavo Colleg. X Joystick Analog.				IP67	1



Cod.	Cod. Apem		A	V	IP Grade	
400808	8BF2CBB7500	2 Axis 2 Poles	1	125VDC	IP65	1
400809	8BE2CBB7500	2 Axis 1 Pole	1	125VDC	IP65	1

Interruttori "Eco" ø12 mm con connessione Faston "Eco" switches ø12 mm, Faston connection


















Cod.		Poles	L (mm)	A	V	Connection Type	
400459.01	MOM-OFF-MOM	1	17,5	10	250 VAC	3 x Faston 6,3	25
400404.01	ON-ON	1	17,5	10	250 VAC	3 x Faston 6,3	25
400401.01	ON-OFF-ON	1	17,5	10	250 VAC	3 x Faston 6,3	25



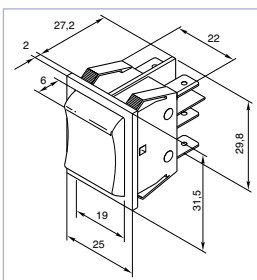
Cod.		Poles	L (mm)	A	V	Connection Type	
400407.01	ON-OFF-ON	2	17,5	10	250 VAC	6 x Faston 6,3	25
400403.01	MOM-OFF-MOM	2	17,5	10	250 VAC	6 x Faston 6,3	25
400432.02	ON-ON	2	17,5	10	250 VAC	6 x Faston 6,3	25



Interruttori pulsanti "Eco" ø12 mm "Eco" push-buttons, ø12 mm



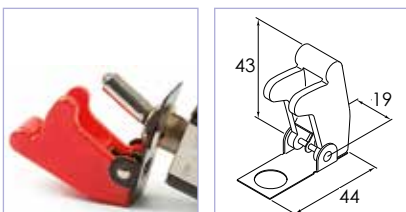
Cod.		Color	A	V	Connection Type	IP Grade	
400469.02	OFF-MOM		4	250	2 x Faston 6,3		40
400530	OFF-MOM		0,4	250	solder		40
400530.01	OFF-MOM		0,4	250	solder		40
400530.02	OFF-MOM		0,4	250	solder		40
400530.03	OFF-MOM		0,4	250	solder		40
400530.04	OFF-MOM		0,4	250	solder		40
400530.05	OFF-MOM		0,4	250	solder		40
400650	OFF-MOM		5	12	solder	IP68	40
400650.01	OFF-MOM		5	12	solder	IP68	40
400650.02	OFF-MOM		5	12	solder	IP68	40
400650.03	OFF-MOM		5	12	solder	IP68	40
400650.04	OFF-MOM		5	12	solder	IP68	40
400650.06	OFF-MOM		5	12	solder	IP68	40


Interruttori "Eco" bipolari a bascula "Eco" Double pole rocker switches



Cod.		Poles	A	V	Conn. Type	IP Grade	
400584	MOM-OFF-MOM	2	16	250 VAC	6 x Faston 6,3	IP40	10
400584-F	MOM-OFF-MOM	2	16	250 VAC	6 x Faston 6,3	IP40	10
400584.01	MOM-OFF-MOM	2	16	250 VAC	6 x Faston 6,3	IP40	10

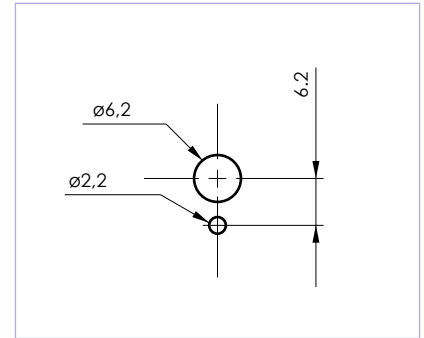
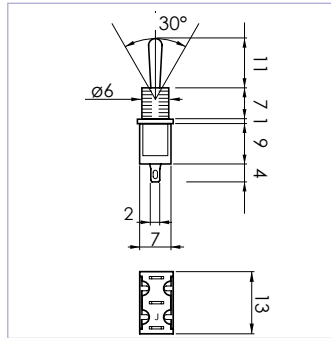
Accessori per interruttori ø12 mm Accessories for ø12 mm switches



Cod.	Description	
406246.02	Coprinterruttore di sicurezza Switches'safety cap	10
ET158	Targhetta Alluminio ON-OFF Aluminium plate ON-OFF	10

Apem

Microinterruttori ø6 mm con connessione a saldare Microswitches ø6 mm, solder connection



Foratura pannello
Drilling mask



400419

A

Cod.	APEM ref.		Poles	L (mm)	A	V	Connection Type	
400406	5639A	ON-OFF-ON	1	11	4	30 VDC	solder	10
400410	5637A	MOM-OFF-MOM	1	11	4	30 VDC	solder	10
400419	5236AB	ON-ON	1	11	4	30 VDC	PC terminal	10
400419-K	5236AKB-4N	ON-ON	1	11	4	30 VDC	PC terminal	10
400435	5246AB	ON-ON	2	11	4	30 VDC	PC terminal	10



400419.02

Cod.	APEM ref.	Description	
400419.02	U1229	Cover, black + OR, to be used with 11 mm lever	10

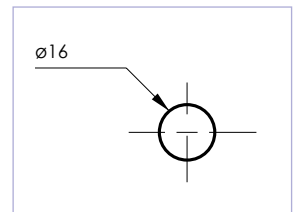
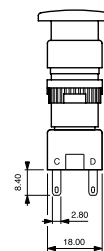
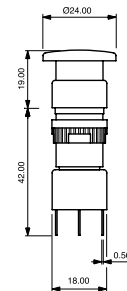
Interruttori d'emergenza APEM® ø16 mm APEM® Emergency Push-Buttons, ø16 mm



400520

400649

400654



Foratura pannello
Drilling mask

Cod.	APEM ref.	Description	
400520	A01ESSP1	Momentary	1
400649	A01ES-DM + A0150B-D	Emergency + cont. unip.	1
400654	A01ES-DM+A01154B-D	Emergency + cont. bip.	1

Cod.	APEM ref.	Description	A	V	IP Grade	
400519.01	A0154B-D	Bipolar	6	250 VAC	IP65	1
400520.02	A0151B	Unipolar	6	250 VAC	IP65	1

Interruttori bipolari APEM® a bascula IP65

IP65

APEM® double pole rocker switches IP65

IP65



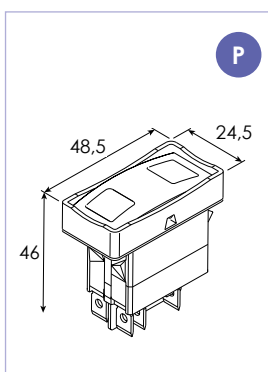
400572



400573



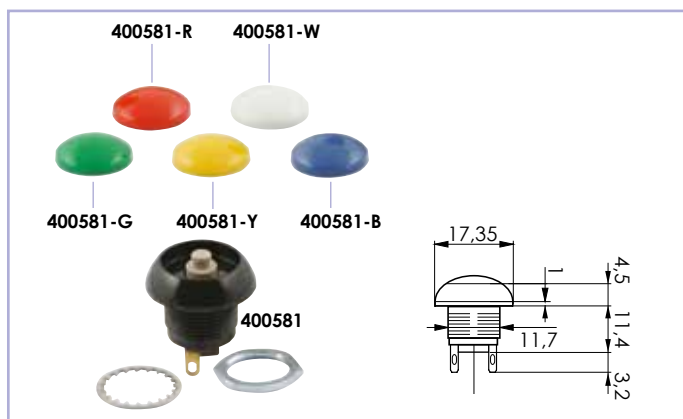
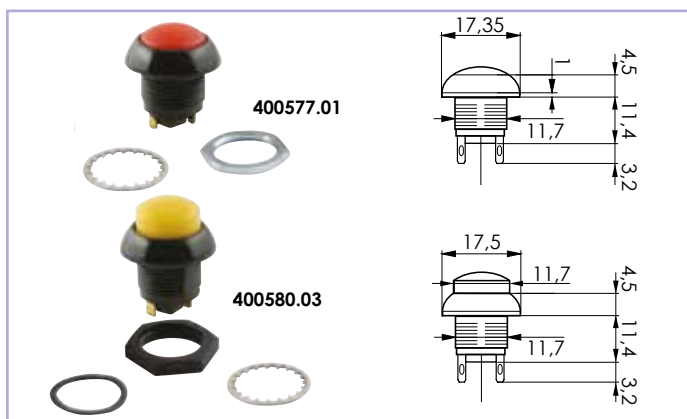
400574



P

Cod.	APEM ref.	Poles		A	V	Connection Type	Note	IP Grade	
400430	KG472A2XXA21X1	2	MOM-OFF-MOM	10	12 VDC	6 x faston 6,3	-	IP65	15
400572	KG412A2XXA21	2	ON-OFF	10	12 VDC	6 x faston 6,3	-	IP65	15
400573	KG412A2EXDA243X	2	ON-OFF	10	12 VDC	6 x faston 6,3	1 x green lamp	IP65	1
400574	MG492A2DDA2866	2	ON-OFF-ON	10	12 VDC	6 x faston 6,3	2 x red lamps	IP65	1

■ Pulsanti Otto® ø12 mm ■ Otto® push-buttons ø12 mm

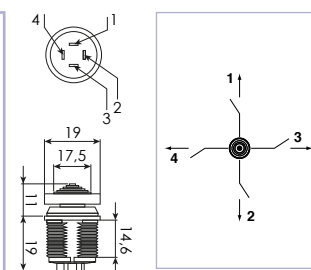


Cod.	Otto ref.		Color	A	Notes / Connection Type	IP Grade	
400577.01	P9-511121	OFF-MOM		5	2 x solder - ø 12 mm	IP68	40
400580.03	P9-211124W	OFF-MOM		5	2 x solder - ø 12 mm	IP68 S	10
400626.06	P9-111123	OFF-MOM		5	2 x solder - ø 12 mm	IP68 S	40
400588	P9C-211123	OFF-MOM		0,1	2 x solder - ø 12 mm	IP68 S	40
400552	P9M-N1112	ON-OFF	-	4	2 x solder - ø 12 mm	IP68 S	10
400552-B	C402922-25-6	Cap		-	Push-button cover - Blue	-	25
400552-G	C402922-25-5	Cap		-	Push-button cover - Green	-	25
400552-R	C402922-25-1	Cap		-	Push-button cover - Red	-	25
400552-W	C402922-25-9	Cap		-	Push-button cover - White	-	25
400552-Y	C402922-25-4	Cap		-	Push-button cover - Yellow	-	25
400552-Y-R	C402210-25-4	Cap		-	Raised Button Cover - Yellow	-	25
400581	P9-900107	OFF-MOM	-	5	2 x solder - ø 12 mm	IP68	10
400581-B	C401244-25-6	Cap		gloss	Push-button cover - Blue	-	25
400581-G	C401244-25-5	Cap		gloss	Push-button cover - Green	-	25
400581-R	C401244-25-1	Cap		gloss	Push-button cover - Red	-	25
400581-W	C401244-25-9	Cap		gloss	Push-button cover - White	-	25
400581-Y	C401244-25-4	Cap		gloss	Push-button cover - Yellow	-	25
400581-OR	C401244-25-3	Cap		gloss	Push-button cover - Orange	-	25
400581-BK	C401244-25-2	Cap		gloss	Push-button cover - Black	-	25
400581-GR	C401244-25-8	Cap		gloss	Push-button cover - Gray	-	25
400581-G-M	C401244-25-5A	Cap		matte	Push-button cover - Green	IP68	25
400581-R-M	C401244-25-1A	Cap		matte	Push-button cover - Red	-	25

■ Manipolatore mini 2 assi ■ 2-axis mini Joystick

- Temperatura di utilizzo -55°C e 85°C
- Materiale: lega di alluminio o materiale termoplastico
- Operating temperature -55 ° C and 85 ° C
- Material: aluminium alloy or thermoplastic

Cod.	Otto ref.	A	V		IP Grade	
400624	T4-CG2112	1	28 VDC	joystick 4 cont.	IP64	1
406837	Roller Tecnola	25mA	8÷32VDC	single chanel	IP68	1

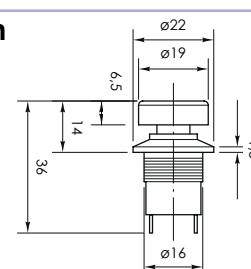


■ Pulsanti Otto® ø16 mm

■ Otto® push-buttons ø16 mm



ø16 mm



Cod.	Otto ref.		Color	A	Notes / Connection Type	IP Grade	
400523	P3-30268	OFF-MOM		10	2 x solder - ø 16 mm	68	15
400523-Y	P3-30269	OFF-MOM		10	2 x solder - ø 16 mm	68	15

Technical Data	
Standards	Devices conform with IEC 947-5-1 and EN 60947-5-1 standards
Certifications, Approvals	UL - CSA - IMQ
Air temperature near the device -during operation / for storage	-25...+70 °C -40...+80 °C
Enclosure material	Chromium plated zamak
Protection against electrical shock (according to IEC 536)	Class I
Mechanical durability	1x10 ⁶ pushbuttons, selectors and joysticks 3x10 ⁵ emergency mushrooms
Positive opening operation (according to IEC 947-5-1)	All functions incorporating an NC contact are positive opening operation
Rated insulation voltage U _i -according to IEC 947-1 and EN 60947-1 -according to UL 508 and CSA C22-2 n°14	660V (degree of pollution 3) A300, Q300
Rated impulse withstand voltage U _{imp} (IEC 947-1 and EN 60947-1)	6 kV
Conventional free air thermal current I _{th} (according to IEC 947-1 and EN 60947-1) 0 < 40 °C	10 A
Short-circuit protection U _e < 500 Vac - gG (gl) type fuses	10 A
Operation frequency	3600 cycles / h
Initial resistance between contacts	≤25 mΩ
Connecting terminals	On screw with non loosable plate clamp
Connecting terminals	0,75...2,5 mm ²
Terminal marking	according to EN 50013

Portalampade da incasso ø22 mm COMEPI® - COMEPI® panel lamp holders, ø22 mm

Cod.	COMEPI ref.	Description	Color	V	IP Grade	
400217	ECX 1053	panel lamp holder, green		12	IP20	20
400217-Y	ECX 1052	panel lamp holder, yellow				20
400217-BL	ECX 1054	panel lamp holder, blue				20
400217-R	ECX 1051	panel lamp holder, red				20
400225	ECX 2051-24L	panel lamp holder, red "LED"		24	IP20	15
400225-G	ECX 2052-24L	panel lamp holder, green"LED"		24		15
400226	ECX 2052-12L	panel lamp holder, green"LED"		12		15
400226-BL	ECX 2054-12L	panel lamp holder, blu "LED"		12		15
400213	ATBA.9.23.12	12 V light bulb (12 V - 2 W, not included)		12	IP20	20
400223-R	Q22PP1BPMHR12E	panel lamp holder, red, intermittent		12		10
400227	ECX 2071-12R	signal acoustic light flashes 12V		12	IP20	20
400227.01	ECX 2071-24R	signal acoustic light flashes 24V		24		20

Pulsanti COMEPI® ø22 mm - COMEPI® Push-buttons ø22 mm



Cod.	COMEPI ref.	Description	Color	IP Grade	
400453	ECX 1111	momentary pushbutton		IP65	20
400453-B	ECX 1110	momentary pushbutton			20
400453-G	ECX 1112	momentary pushbutton			20
400521	ECX 1100	flat button, momentary pushbutton			20
400521-R	ECX 1101	flat button, momentary pushbutton			20
400521-G	ECX 1102	flat button, momentary pushbutton			20
400454	ECX 1706	silicone protection cap		IP65	50

Comepi

■ Pulsanti di Emergenza COMEPI® ø22 mm - ■ COMEPI® Emergency push-buttons ø22 mm



Cod.	COMEPI ref.	Description	Color	ø button (mm)	IP Grade	
400457	ECX 1131	with latch, twist to release		40	IP65	10
400488.01	ECX 1135	momentary		40	IP65	10
400488	ECX 1137	momentary		60	IP65	10

■ Contatti e base comune ø22 mm COMEPI® per metallo

■ COMEPI® Main base and Contact Elements ø22 mm for metal



Cod.	COMEPI ref.	Description	A	V	IP Grade	
400455	ECX 1029	support base			IP65	25
400411	ECX 1040	contact element (IP20) NO	2.8	24 VDC	IP65	100
400412	ECX 1030	contact element (IP20) NC			IP65	100
400421	ECX 1251	selector, 2 positions, maintained	2.8	21 VDC	IP65	20
400455.01	ECX 3029A	plastic support base for metal-body selectors			IP65	25
400411-PLT	ECX 1040N	contact element NO			IP65	100
400412-PLT	ECX 1030N	contact element NC	2.8	24 VDC	IP65	100
400421.02	ECX 3055N24-L	24 V white LED			IP65	20

■ Serie PLT COMEPI® ø22 mm - ■ COMEPI® ø22 mm PLT Series



Cod.	COMEPI ref.	Description	Color	A	V	IP Grade	
400450-PLT	ECX 4201	momentary push button				IP65	20
400453-PLT	ECX 3111	momentary push button				IP65	20
400521-PLT	ECX 3100	momentary push button - flat				IP65	20
400646-PLT	ECX 4012	green light pushb. with guard				IP65	20
400454	ECX 1706	silicone protection cap	-			IP65	20
400421-PLT	ECX 3251	selector, 2 positions, maintained				IP65	20
400479-PLT	ECX 3420	key selector, 2 positions, maintained				IP65	20
400479-K	G.513	spare key for key selector				IP65	2
400457-PLT	ECX 3131	with latch, twist to release, ø 40 mm				IP65	10
400457.01-PLT	ECX 4580	with latch, twist to release, ø 40 mm PLT				IP60	10
400652-PLT	ECX 4226	illuminated mushroom button ø40				IP65	20
400488-PLT	ECX 3137	momentary, ø 60 mm				IP65	10
400488.01-PLT	ECX 3135	momentary, ø 40 mm				IP65	10
400455-PLT	ECX 3029	plastic support base for plastic-body selectors serie30				IP65	25
400455.01-PLT	ECX 4029	plastic support base for plastic-body selectors serie40					25
400411-PLT	ECX 1040N	contact element NO		2.8	24 VDC	IP65	100
400412-PLT	ECX 1030N	contact element NC		2.8	24 VDC	IP65	100
400424	ECX 3055N-12L	light selector lamp holder		-	12 VDC	IP65	20
400421.02	ECX 3055N-24L	24 V white LED		2.8	24 VDC	IP65	20
400421.02-R	ECX 3051N-24L	24 V red LED		2.8	24 VDC	IP65	20
400647	ECX1608	Tightening wrench					20

Comepi

Selettori COMEPI® ø22 mm - COMEPI® Selectors ø22 mm



Cod.	COMEPI ref.	Description	Color	IP Grade	
400436	ECX1241	momentary, red		IP65	20
400436-G	ECX1242	momentary, green		IP65	20
400532	ECX1252	2 pos., maintained		IP65	20
400533	ECX1261	3 pos., maintained		IP65	20
400516	ECX1300	2 positions, maintained		IP65	20
400421	ECX1251	2 pos., maintained		IP65	20
400537	ECX1320	3 pos., maintained		IP65	20
400542	ECX1330	3 pos., momentary w/ center return		IP65	20
400643	ECX1340	3 pos., momentary w/ left return		IP65	20
400511	ECX1310	2 pos., momentary		IP65	20
400409	ECX1430	key selector, 2 positions, with right return			20
400479	ECX1420	key selector, 2 positions, maintained			20
400586	ECX1470	key selector, 3 positions, maintained			20
400479-K	G.513	spare key for key selector			2
400421.01	ECX1050	lampholder w/support base		IP20	20
400213	ATBA.9.23.12	12 V light bulb (12 V - 2 W)			20

Accessori per COMEPI® ø22 mm - Accessories for COMEPI® ø22 mm



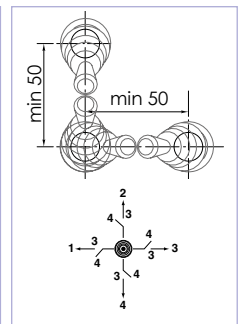
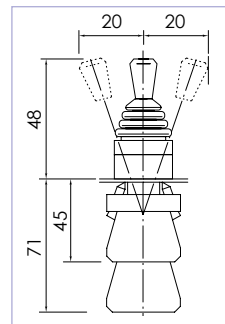
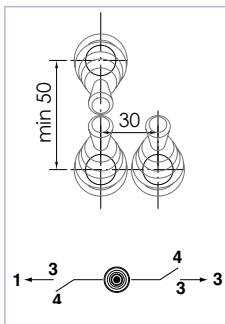
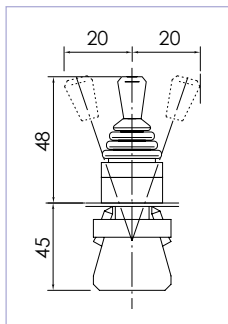
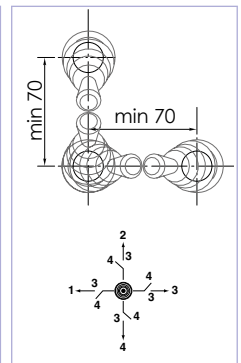
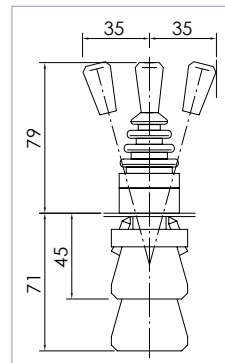
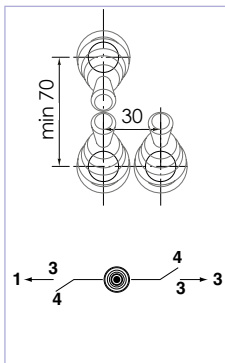
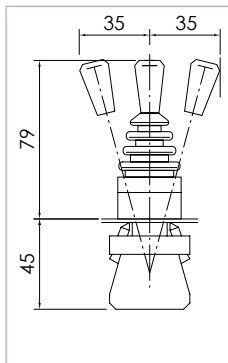
400538



400539

Cod.	COMEPI ref.	Description	
400538	ECX1850	Nameplate 30x48 mm	10
400539	ECX1651	"EMERGENCY STOP" sticker	10

Manipolatori ø22 mm COMEPI® - COMEPI® Joysticks ø22 mm



Cod.	COMEPI ref.	Functions	Maintained	Momentary	A	V			IP Grade	
400416	ECX1520	4	-	ABCD				79 mm		5
400416.01	ECX1550	4	-	ABCD			48 mm	79 mm		5
400423	ECX1521	4	A	BCD	2.8	24 VDC		79 mm	IP65	5
400427	ECX1522	4	AB	CD				79 mm		5
400438	ECX1523	4	ABC	D				79 mm		5
400442	ECX1524	4	ABCD	-				79 mm		5
400408	ECX1510	2	-	AB				79 mm		5
400408.01	ECX1540	2	-	AB			48 mm	79 mm		5
400431	ECX1511	2	A	B	2.8	24 VDC		79 mm	IP65	5
400431.01	ECX1541	2	A	B			48 mm	79 mm		5
400449	ECX1512	2	AB	-				79 mm		5
400449.01	ECX1542	2	AB	-			48 mm	79 mm		5

Comepi - Pizzato

Finecorsa Comepi® - Comepi® limit switches



Cod.	Comepi Ref.	Body material	Type	Contact type	Size (A x B)	A	V	Optional	IP Grade	
400491	AP1T14Z11	technopolimer	rod with cover	NO + NC	53 x 30,3	6	24 VDC	PG 13,5	IP65	1
400491.02	AP1T14W20	technopolimer	rod with cover	2 NO	53 x 30,3	6	24 VDC	PG 13,5	IP65	1
400491.01	AM1F11Z11	metal	rod with cover	NO + NC	53 x 30,3	6	24 VDC	PG 13,5	IP66	1
400492	AP1T35Z11	technopolimer	with metal head	NO + NC	53 x 30,3	6	24 VDC	PG 13,5	IP65	1
400494.01	AP1T53Z11	technopolimer	plastic wheel with adjustable arm							
400582	AP1T43Z11	technopolimer	metal wheel with arm	NO + NC	53 x 30,3	6	24 VDC	PG 13,5	IP65	1
400582.01	AM1F43Z11	metal	metal wheel with arm	NO + NC	53 x 30,3	6	24 VDC	PG 13,5	IP66	1
400582.02	AP5F43Z11	technop.+steel	metal wheel with arm	NO + NC	53 x 30,3	6	24 VDC	M20x1,5	IP66	1
400500	AP1T98Z11A	technopolimer	with ring	NO + NC	53 x 30,3	6	24 VDC	PG 13,5	IP65	1
400583	AP1T13X11	technopolimer	rod with wheel	NO + NC	53 x 30,3	6	24 VDC	PG 13,5	IP65	1
400583.01	AM1F12Z11	metal	rod with wheel	NO + NC	53 x 30,3	6	24 VDC	PG 13,5	IP66	1
400583.02	AP5F12Z11	metal	rod with wheel	NO + NC	53 x 30,3	6	24 VDC	M20x1,5	IP66	1
400490	BM1E93Z11	metal	multidirectional - spring	NO + NC	76,5 x 40	6	24 VDC	PG 13,5	IP65	1
400490.01	BM1E62Z11	metal	unidirectional - spring	NO + NC	76,5 x 40	6	24 VDC	PG 13,5	IP66	1
400599	EM1G24ZU	metal	rod with wheel	NO + NC	31,5 x 40	2.8	24 VDC	1m 5x0,75 cable	IP67	1
400600	EM1G12ZU	metal	rod with wheel	NO + NC	31,5 x 40	2.8	24 VDC	1m 5x0,75 cable	IP67	1
400651	EM1G42ZU	metal	leva rotel	NO + NC	31,5 x 40	2.8	24 VDC	1m 5x0,75 cable	IP67	1
400644	EM1G11Z020U	metal	pist.	NO + NC	31,5 x 40	2.8	24 VDC	1m 5x0,75 cable	IP67	1
400439	MP6123M	Interruttore pulsante a Pedale U/Conn. M8			NO+NC	4A	24 VDC	M8	IP40	1
400439-3.0	XX3D030SM	Cavo M8 3p. per Pulsante a Pedale						M8	IP65	1

Finecorsa Pizzato® - Pizzato® limit switches



Cod.	Pizzato Ref.	Body material	Type	Contact type	Size (A x B)	A	V	Optional	IP Grade	
400494	FD535	metal	plastic wheel with adjustable arm	NO + NC	60 x 40	3	24VDC	PG 13,5	IP67	1
400513	FC315	metal	rod with wheel	NO + NC	40 x 45,5	3	24VDC	PG 11	IP67	1

Erich Jaeger

■ Spine Erich Jaeger® per rimorchio a 7 e 13 poli - ■ Erich Jaeger® 7 & 13 pin trailer plugs DIN 72570 / ISO 11446



Cod.	Description	V	
400553	7 poles Plug - 12 V	12	1
400535	13 poles Plug - 12 V	12	1

■ Erich Jaeger® tipo N a 7 e 13 poli - ■ Erich Jaeger® 7 & 13 pin type N trailer sockets

ISO 1185
ISO 1724
ISO 3731



Cod.	Description	V	
400503	7 poles Socket - 12 V	12	1
400503.01	Seal for 400503	-	20
400534	13 poles Socket - 12 V	12	1
400546	7 poles Socket - 24 V (ISO 1185)	24	1
400536	7 poles Socket - 24 V (ISO 3731)	24	
906085	8x1 cable + 7 poles socket (12 V)	12	1

■ Prese e Spine Accendisigari - ■ Lighter Sockets and Plugs

Cod.	Description	A	VDC	
400509	High Quality Lighter Socket (12/24 V)	15	12/24	1
400508	Unipolar Lighter Socket	10	12/24	1
400548	USB Socket d.27 With led		12/24	1
400502	2 USB Socket d.28 With led		12/24	1
400642	USB-A + USB-C	2,4	12/24	1

Cod.	Description	A	VDC	
400555	High Quality Lighter Plug with LED (12/24 V)	15	12	10
400555.01	High Quality Lighter Plug	8	12/24	10
400555.02	Universal Plug + Fuse	8	12/24	10
400505	Lighter Plug	8	12/24	1
400506	Unipolar Lighter Plug	8	12/24	1
400550	Lighter Plug 2 USB	2,4	12/24	1
400645	Interruttore Stacca Batteria	120	60	1

Pinze a Coccodrillo - Crocodile Clips



Cod.	Description	A	VDC	
406105	High Quality Lighter Socket (12/24 V)	80	12/24	10
406106	Lighter Socket	80	12/24	10

Prese e Spine 10 A - 10 A Sockets & Plugs



Cod.	Description	A	VDC	
905048	2 poles Socket kit	10	12/24	1
400501	2 poles Socket	10	12/24	1
400551	2 poles Plug	10	12/24	1
BL-406504	Cylindrical Faston			100

Fusibili - Fuses



Fuse (A)								
1	-	-	-	400302	-	-	-	100
2	400356	400360	-	400364	-	400364.02	-	100
3	-	-	-	400363	-	400363.02	-	100
3,15	400357	-	-	-	-	-	-	100
4	400380	-	-	-	-	400382.02	400380.03	100
5	400353	400360-5A	-	400362	-	400362.02	-	100
7,5	-	-	-	400379	-	400379.02	400379.03	100
8	400378	-	-	-	-	-	-	100
10	400352	400351	-	400358	-	400358.02	400358.03	100
15	-	400370	-	400366	-	400366.02	400366.03	100
16	400355	-	-	-	-	-	-	100
20	400376	400367	-	400361	400361.01	400361.02	-	100
25	-	400373	-	400369	400369.01	400369.02	-	100
30	-	400368	400381-30A	400374	400374.01	400374.02	-	100
40	-	-	400372	400377	400377.01	-	-	100
60	-	-	-	-	400305.01	-	-	100
100	-	-	400807	-	-	-	-	100

Portafusibili - Fuseholders

400303 10 A 250 V 10 pz.	400309 16 A 250 V 10 pz.	400314 10 A 250 V Bakelite 10 pz.	400301 15 A 250 V 10 pz.
400313 125 A 12-24 V 10 pz.	400315 "MIDI" 150 A 32 V 10 pz.	400365 40 A 12-80 V 10 pz.	400312 40 A 12-50 V 10 pz.
400308 10 pz. 30 A 12-24 V UL - 12 AWG Cable 40mm x 33mm	400308.03 10 pz. 40 A 12-24 V UL - 10 AWG Cable 40mm x 33mm	400308.01 10 pz. 80 A 12-24 V UL - 8 AWG Cable 80mm x 55mm	400308.02 10 pz. 30 A 12-24 V UL - 12 AWG Cable 55mm x 24mm

Deutsch

Connettori Deutsch® serie DT/DTP

IP67

Deutsch® DT/DTP series connectors


IP67


Contatti in rame nickelato perfilati di diametro massimo AWG16 (1,5mm²).

- materiale termoplastico con aggancio a scatto;
- guarnizioni in silicone per una maggior resistenza all'umidità (IP68);
- range di funzionamento da -55°C a +125°C ;
- corrente massima 13A (AWG20) @ 125°C continui;
- contatti inseribili ed estraibili manualmente;
- cappucci protettivi in PVC (optional).

Nickel-plated copper contacts for wires up to 1,5 mm² (AWG 16).

- thermo-plastic material with snap coupling
- silicon seals for higher humidity resistance (IP68)
- operating range from -55°C to 125°C
- 13A maximum current (AWG 20) at continuous 125°C
- contacts can be inserted and removed manually
- PVC protection covers (optional)

Cod.	Deutsch ref.	#	
NEW 406185.01	Salvarani product	2	10
406184.01		3	10
406297.01		4	10
406203.01		6	10
406301.01		8	10
406188.01		12	10
406010	DTHD-04-1-4-P	1	10
406309	DTHD-04-1-8-P	1	10
406327	DTP04-2P	2	10
406483	DTP04-4P	4	10
406093.01	DT042P-E008	2	10
406425	DT042P-E005	2	10
406206.01	DT044P-E008	4	10
406186	DT2P-BT	2	10
406184	DT3P-BT	3	10
406297	DT4P-BT	4	10
406203	DT6P-BT	6	10
406301	DT8P-BT	8	10
406188	DT12P-BT	12	10
406184-BK	DT3P-BT-BK	3	10
406297-BK	DT4P-BT-BK	4	10
406203-BK	DT6P-BT-BK	6	10
406301-BK	DT8P-BT-BK	8	10
406188-BK	DT12P-BT-BK	12	10
406093	DT04-2P	2	10
406089	DT04-3P	3	10
406167	DT04-3P-P007	3 α Y	10
406206	DT04-4P	4	10
406085	DT04-6P	6	10
406180	DT04-08PA	8	10
406081	DT04-12PA	12	10
406780	DT04-12PB	12	10
406089.02	DT04-3P-LE08	3	10
406430	DT04-08PA-CL06	8	10
406081.01	DT04-12PA-LE01	12	10
406081.02	DT04-12PA-LO12	12	10
406096	W-2P	2	10
406327.01	WP-2P	2	10
406091	W-3P	3	10
406208	W-4P	4	10
406483.01	WP-4P	4	10
406087	W-6P	6	10
406182	W-8P	8	10
406084	W-12P	12	10

Cod.	Deutsch ref.	#	
NEW 406186.01	Salvarani product	2	10
406183.01		3	10
406210.01		4	10
406202.01		6	10
406211.01		8	10
406187.01		12	10
406830	DTHD06-1-4S	1	10
406310	DTHD-06-1-8-S	1	10
406422	DTP 06-2S	2	10
406424	DTP 06-4S	4	10
406207.01	DT064S-E008	4	10
406185	DT2S-BT	2	10
406867	DTP2S-BT	2	10
406183	DT3S-BT	3	10
406210	DT4S-BT	4	10
406202	DT6S-BT	6	10
406211	DT8S-BT	8	10
406187	DT12S-BT	12	10
406185-BK	DT2S-BT-BK	2	10
406183-BK	DT3S-BT-BK	3	10
406210-BK	DT4S-BT-BK	4	10
406202-BK	DT6S-BT-BK	6	10
406211-BK	DT8S-BT-BK	8	10
406187-BK	DT12S-BT-BK	12	10
406094	DT06-2S	2	10
406094.01	DT06-2S-E008	2	10
406094.02	DT06-2S-EPO6	2	10
406090	DT06-3S	3	10
406042	DT06-3S-EPO6	3	10
406207	DT06-4S	4	10
406086	DT06-6S	6	10
406086.02	DT06-6S-P012	6	10
406179	DT06-08SA	8	10
406082	DT06-12SA	12	10
406765	DT06-12SB	12	10
406794	DT06-12SC	12	10
406765.03	DT06-12SB-CE06	12	10
406715	DT16-18SA-K004	18	10
406095	W-2S	2	10
406095.01	W2S-P012	2	10
406422.01	WP-2S	2	10
406092	W-3S	3	10
406042.01	W3S-P012	3	10
406209	W-4S	4	10
406424.01	WP-4S	4	10
406088	W-6S	6	10
406088.02	W6S-P012	6	10
406181	W-8S	8	10
406083	W-12S	12	10

406094.01-LED	DT06-2S-STD-CE27	2	10
406095-L12V	W2S-SDT-12V	2	10
406095-L24V	W2S-SDT-24V	2	10

Deutsch

Connettori Deutsch® serie HDP/HD

IP67

Deutsch® HDP/HD series connectors

IP67


Disponibili in versione da 31 contatti. Contatti in rame nickelato per fili di diametro massimo AWG16 (1,5mm²). Utilizza i contatti Deutsch della serie DT e connettori di potenza specifici.

- connettore in robusto materiale termoplastico;
- guarnizioni in silicone per una maggior resistenza all'umidità (IP67);
- range di funzionamento da -55°C a +125°C ;
- corrente massima 7,5A (AWG20), 13A (AWG20) @ 125°C continui;


31 contacts version available. Nickel-plated copper contacts for wires up to 1,5 mm² (AWG 16). It uses Deutsch DT series contacts and specific power contacts.


- thermo-plastic material;
- silicon seals for higher humidity resistance (IP67);
- operating range from -55°C to 125°C;
- 7.5A maximum current (AWG 16), 13A at continuous 125°C (AWG20);







Cod.	Deutsch ref.	#	
406751	HDP24-18-14SE-L017	14	1
406758	HDP24-18-14PE-L017	14	1
406429	HDP24-24-19PE	19	1
406731	HDP24-24-18-PN	18	1
406435	HDP24-24-21-PN	21	1
406757	HDP24-24-21PN-L017	21	1
406428	HDP24-24-23SN	23	1
406270	HDP24-24-31-PT	31	1
406442	HDP24-24-31-SE	31	1
406825	HDP24-24-47PE	47	1
406770	HD34-18-8PN	8	1
406702	HD34-24-91PN	9	1
406769	HD34-18-14PN	14	1
406741	HD34-24-19PN	19	1
406720	HD34-24-23PN-059	23	1
406448	HD34-24-31PE	31	1
406270.01	2414-001-2486	-	1
406270.02	2411-001-2405	24	1
406270.03	112263-90	24	1
406769.03	114020-90	18	1
406464	HDC16-9	tappo	1
406784	HDC36-18	tappo	1







Cod.	Deutsch ref.	#	
406851	HD16-3-96S	3	1
406749	HDP26-18-14SE-L017	14	1
406750	HDP26-18-14PE-L017	14	1
406280	HDP26-24-18-SN	18	1
406427	HDP26-24-19SE	19	1
406434	HDP26-24-21-SE	21	1
406756	HDP26-24-21SN-L017	21	1
406269	HDP26-24-31-ST	31	1
406443	HDP26-24-31-PE	31	1
406836	HDP26-24-47-SE	47	1

Cod.	Deutsch ref.	#	
406851.01	M902-2132	3	1
406851.02	M902-2042	3	1
406694	HD36-18-8SN	8	1
406695	HD36-18-14SN	14	1
406446	HD36-24-23SE	23	1
406719	HD36-24-23SN-059	23	1
406400	HD36-24-31SE	31	1
406427.01	HD30-24BT-BK	cuffia	1
406783	HDC34-18	tappo	1
406447	HDC-34-24	tappo	1
406696	0428-204-1890	HD30	1
406696.01	0409-201-1800	HD30	1
406752	2428-016-1805	HDP	10
406755	2428-010-2405	HDP	10



BL-406524	1060160122	0,75-1,5	100
406524	1060160122	0,75-1,5	4000 
BL-406586	1060160622	0,5-1,0	100
406586	1060160622	0,5-1,0	4000 
BL-406584	1060161222	1,0-2,5	100
406584	1060161222	1,0-2,5	3200 
BL-406655	1060-12-0166	2,0-4,0	100
406655	1060-12-0166	2,0-4,0	2500 
406616	0460-202-16141	0,5-1,0	10
406625	0460-204-12141	2,0-3,0	10
406652	0460-204-0490	13,0-16,0	10
406577	0460-204-08141	5,0-8,0	10



BL-406525	1062160122	0,75-1,5	100
406525	1062160122	0,75-1,5	4000 
406620	1062140122	0,8-2,0	4000
BL-406572.01	1062-12-0166	2,0-4,0	100
406572.01	1062-12-0166	2,0-4,0	2500 
406868	1062-12-0222	4,0-6,0	2000
BL-406587	1062160622	0,5-1,0	100 
406587	1062160622	0,5-1,0	4000
BL-406585	1062-16-1222	1,0-2,5	100 
406585	1062161222	1,0-2,5	3200
406679	0462-201-16141	0,5/1,5	10
406572	0462-203-12141	2,0-3,0	10
406576	0462-203-08141	5,0-8,0	10
406608	0462-203-04141	13-16	10

Deutsch

Connettori Deutsch® serie DTM

IP67

Deutsch® DTM series connectors

IP67

- materiale termoplastico con aggancio a scatto;
- guarnizioni in silicone per una maggior resistenza all'umidità (IP68);
- range di funzionamento da -55°C a +125°C ;
- corrente massima 7,5A @ 125°C continui;

- thermo-plastic material with snap coupling;
- silicon seals for higher humidity resistance (IP68);
- operating range from -55°C to 125°C;
- 7,5A maximum current at continuous 125°C.



Cod.	Deutsch ref.	#	
406737.01	Salvarani product	4	10
406738.01		6	10
406740.01		12	10



Cod.	Deutsch ref.	#	
406291	DTM04-2P	2	10
406293	DTM04-3P	3	10
406296	DTM04-4P	4	10
406288	DTM04-6P	6	10
406744	DTM04-8P	8	10
406190	DTM04-12PA	12	10



406291.01	WM2P	2	10
406293.01	WM3P	3	10
406296.01	WM4P	4	10
406288.01	WM6P	6	10
406744.01	WM8P	8	10
406191	WM12P	12	10



406323	DTM2P-BT	2	10
406477	DTM3P-BT	3	10



Cod.	Deutsch ref.	Section (mm²)	
406458	1028-034-1205	12	10



Cod.	Deutsch ref.	Section (mm²)	
BL-406546	1060200122	0,5-1	100
406546	1060200122	0,5-1	4000



Cod.	Deutsch ref.	#	
406733.01	Salvarani product	4	10
406734.01		6	10
406736.01		12	10



Cod.	Deutsch ref.	#	
406292	DTM06-2S	2	10
406294	DTM06-3S	3	10
406295	DTM06-4S	4	10
406290	DTM06-6S	6	10
406724	DTM06-08SA	8	10
406189	DTM06-12SA	12	10
406189-B	DTM06-12SB	12	10
406189.01	DTM06-12SA-E007	12	10
406189-B.01	DTM06-12SB-E007	12	10



406292.01	WM2S	2	10
406294.01	WM3S	3	10
406295.01	WM4S	4	10
406290.01	WM6S	6	10
406724.01	WM8S	8	10
406192	WM12S	12	10



406322	DTM2S-BT	2	10
--------	----------	---	----



Cod.	Deutsch ref.	Section (mm²)	
406459	1028-015-1205	12	10



Cod.	Deutsch ref.	Section (mm²)	
BL-406547	1062200122	0,5-1	100
406547	1062200122	0,5-1	4000
406547.01	1062200144	0,5-1	4000

Gold Series

Accessori per Deutsch® - Deutsch® accessories



Cod.	Deutsch ref.	Description	Serie	
406264.01	0413-204-2005	Plug for unused contacts	DTM	100
406264.02	0413-003-1605	Plug for unused contacts	HD	100
406264	114017	Plug for unused contacts	DT-HPD-DRC	100
406339	1011-310-0205	Mounting clip plastic	DT/DTM	10
406339.01	1027-003-1200	Mounting clip metallica	DT/DTM/DTP/DTDH	10
406838	1011-263-0405	Adapter for corrugated sleeving	DT06-4S	10
406045	1011-237-0405	Adap. X Sleeve Corr. C.deutsch 4P	DT04-4P	10
406853	1011-258-0205	Adatt.90° X Guaina Corr. Deutsch 2p	DT04-2P	10
406854	1011-266-0405	Adatt.90° X Guaina Corr. Deutsch 4p	DT04-4P	10
406855	1011-245-0805	Adatt. X Guaina Corr. Deutsch 8p	DT04-08PA	10
406856	1011-246-0805	Adatt.90° X Guaina Corr. Deutsch 8p	DT04-08PA	10
406857	1011-244-0805	Adatt.90° X Guaina Corr. Deutsch 8p	DT06-08SA	10
406884	1011-240-0605	Adatt.90° X Guaina Corr. Deutsch 6p	DT06-6S	10
406885	1011-236-0405	Adatt.90° X Guaina Corr. Deutsch 4p	DT06-4S	10




Cod.	Deutsch ref.	Description	Combined	
406703	1011-344-0205	Caps Connet.deutsch 2 Poli M.P.F	DT06-2S	10
406704	1011-345-0305	Caps Connet.deutsch 3 Poli M.P.F	DT06-3S	10
406705	1011-346-0405	Caps Connet.deutsch 4 Poli M.P.F	DT06-4S	10
406706	1011-347-0605	Caps Connet.deutsch 6 Poli M.P.F	DT06-6D	10
406707	1011-348-0805	Caps Connet.deutsch 8 Poli M.P.F	DT06-08S	10
406708	1011-349-1205	Caps Connet.deutsch 12 Poli M.P.F	DT06-12S DT16-15S/18S	10

Connettori Deutsch® serie DRC

Connettori per applicazioni critiche, con guarnizioni siliconiche.

- isolamento dielettrico 1500 VAC
- resistenza isolamento 1000 megaOhm
- temperatura d'esercizio -55 °C - +125 °C
- corrente massima 13A

Cod.	Deutsch ref.	#/Note	
406273	DRC16-24-SB	24	1
406420	DRC16-40SA	40	1
406433	DRC12-40PA	40	1
406649	DRC26-50S01	50	1
406361	DRC12-70PA	70	1
406421	DRC16-70SA	70	1
406273.01	DRC24BT	hood for 406273	1
406420.01	DRC40BT	hood for 406420	1
406421.01	DRC70BT	hood for 406421	1
406650	0528-001-5005	hood for 406649	1

Deutsch® DRC series connectors

Heavy duty connectors, with silicon seals

- dielectric insulation 1500 VAC
- insulation resistance 1000 megaOhm
- operating range from -55°C to 125°C
- 13A maximum current



Tyco

Connettori Tyco® serie CPC

Disponibili nei modelli da 4 a 37 contatti (4, 16, 24, 37). Contatti in ottone con molle in acciaio per fili diametro AWG 18-16 (1-1,5mm²).



- connettore in termoplastica;
- corrente massima supportata 13A;
- range di funzionamento da -55°C a +125°C.

Tyco® CPC series connectors


Available from 4 to 37 contacts (4, 9, 16, 24, 37) Brass contacts with steel springs for wires 1-1,5 mm² (AWG18-16).

- thermo-plastic connector;
- 13A maximum current;
- operating range from -55°C to 125°C.





Cod.	#	SIZE	(mm) 		
406261.03	4	11	PG 9	4÷8	1
406272.03	9	13	PG 11	5÷10	1
406037.03	14/16	17	PG 16	10÷14	1
406032.03	24/37	23	M 25x1,5	11÷17	1



Cod.	Tyco ref.	#	
406261	1-206062-4	4	1
406272.01	206966/7	9	1
406689	206070-8	14	1
406037	182655/1	16	1
406032	182652/1	24/37	1
406645	182661-1	28	1







Cod.	Tyco ref.	# /Note	
406379	206036/2	3	25
406379.01	206403/2	O-ring	100
406818	206061-1	4	25
406272	182922/1	9	1
406850	183079-1	9	1
406038	182916/1	16	1
406033	206838/1	24	1
406035	182918/1	37	1
406262	206429/1	4	1
406200	182926/1	37	1
406475	206903/2	4	1
406374	208680/1	24/37	1
406110	211870-2	SIZE 13	1
BL-406512	1-66098/8	0,75÷1,5mm²	100
406512	1-66098/8	0,75÷1,5mm²	4000
406819	1-66359-4	18÷14	4000
BL-000001	Kit Connett.amp Cpc 9p.vol.p/F		10 



Gold Series

Gold Series

Cod.	Tyco ref.	# /Note	
406466	206037/2	3	1
406274	206708/1	9	1
406690	182649-1	14	1
406036	206037/1	16	1
406031	206837/1	24	1
406643	205839-3	28	1
406034	182923/1	37	1
406260	206430/1	4	1
406263	206430-2	4	1
406224	182920/1	37	1
BL-406513	1-66100-9	0,75÷1,5mm²	100
406513	1-66100-9	0,75÷1,5mm²	4000
406513.01	66100/9	0,65÷1,6mm²	4000
406644	66504-3	0,3÷0,5mm²	10 
406607	66740/6	2 ÷ 3mm²	10 
406631	66740/2	2 ÷ 3mm²	10 
BL-000002	Kit Connett.amp Cpc 9p.pann.p/M		10

Connettori Tyco® Superseal

IP67

Contatti in ottone stagnato per fili diametro AWG 22-16 (0,3 - 1,5 mm²).

- connettore in nylon 66 caricato vetro;
- guarnizioni e passacavo in silicone IP67
- range di funzionamento da -40°C a +125°C ;
- resistenti a ozono, sali, gasolio, benzina, liquido freni, antigelo, lubrificanti.
- corrente massima 14A con cavo AWG16.



Cod.	Tyco ref.	#	Section (mm ²)	
406204	282104/1	2	-	50
406240	282105/1	3	-	50
406218	282106/1	4	-	50
406334	282107/1	5	-	50
406335	282108/1	6	-	50
BL-406552	282109/1		AWG 20-16	100
406552	282109/1		AWG 20-16	4000
BL-406552.01	282404/1/4K		AWG 22-20	100
406552.01	282404/1/4K		AWG 22-20	4000

Cod.	Tyco ref.	Material	Ø (mm)	#	
406205	75553	NBR	4	2	50
406238	76319		4	3	50
406238.01			6	3	50
406222	75554		6	4	50
406336	75555		6	5	50
406901			8	6	50
406205.01		EPDM	4	2	50
406238.02			6	3	50
406222.01			6	4	50
406336.01			6	5/6	50

Tyco® Superseal connectors

IP67

Tin-plated brass contacts for wires 0,3 - 1,5 mm² (AWG22-16).

- glass-filled nylon 66;
- IP67 silicon seals and cable grip
- operating range from -40°C to 125°C ;
- protection against ozone, minerals, diesel, petrol, brake fluid, antifreeze, lubricants
- 14A maximum current with AWG16 cable.



Cod.	Tyco ref.	#	Section (mm ²)	
406249	282080/1	2	-	50
406237	282087/1	3	-	50
406219	282088/1	4	-	50
406332	282089/1	5	-	50
406333	282090/1	6	-	50
406220-R	281934/3		2,8 ÷ 3,3	1000
406220	281934/2		1,5 ÷ 2,5	1000
406220-G	281934/4		0,5 ÷ 1,5	1000
406221	282081/1		closed cap	1000
BL-406551	282110/1		AWG 20-16	100
406551	282110/1		AWG 20-16	4000
BL-406551.01	282403/1/4K		AWG 22-20	100
406551.01	282403/1/4K		AWG 22-20	4000
406384	3-1437290-7	26		10
406763	4-1437284-3	PLUG		100

Connettori Tyco® serie Ampseal

- tensione di esercizio 250V AC
- corrente continua massima 17A
- temperatura di esercizio -40 °C a +105 °C
- certificazioni UL 94V-0



406350


Gold Series

Tyco® Ampseal series connectors

- 250V AC operating voltage
- 17A maximum current
- operating range from -40°C to 105°C
- UL 94V-0 certified

Cod.	Tyco ref.	# / Section	
406742	776488-1	4	1
406440	776286-1	8	1
406889	776273-1	14	1
406437	770680-1	23	1
406437-W	770680-2	23	1
406350-BL	776164-5	35	1
406350	776164-1	35	1
406441	770520-1	0,5 - 1,5 mm ²	5000
406597	770854-3	0,5 - 1,25 mm ²	100
406743	776298-1	AWG 22-20	100
406686	776464-1	Cover per 23	10
406716	776463-1	Cover per 35	10
406888	770678-1	Closing cap	100

Connettori Tyco® serie JPT



406331.01

406331

Tyco® JPT series connectors

Cod.	Tyco ref.	# / Section	
406331	1-967623-1	15	1
406331.01	967633-1	-	1
406593	927771-3	0,5 - 1,5 mm ²	4000

Accessori per Tyco® - Tyco® accessories




406076

Cod.	Tyco ref.	Description	Serie	
406076	213812/1	Coupling ring for 24/37 pins connector	CPT	10

Connettori Tyco® serie Junior Power Timer

- tensione di esercizio 12-24V DC
- corrente continua massima 24A
- temperatura di esercizio -30 °C a +125 °C



Tyco® Junior Power Timer series connectors

- 12-24V DC operating voltage
- 24A maximum current
- operating range from -30 °C to 125 °C

Cod.	Description	Tyco ref.	# / Section	
406454	Conn. 2 Pins P/F	282189-1	2	10
406500	Conn. 4 Pins P/F	282764-1	4	10
406482	Conn. 4 Pins P/F	1-967059-1	4	10
406482-GR	Conn. 4 Pins P/F-Gray	2-967059-1	4	10
406787	Conn. 42 P. P/F JPT Splash-Proof	1-967281-1	42	10
406787.01	Piastrina intermedia conn.42 P. JPT	963225-1	piastrina	10
406786	Conn. Power Timer Hsg 55 poli	828907-1	55	10
406786.01	Cover conn. PowerTimer Hsg55 p.	929674-1	calotta	10
406627	Faston. Fem.	929939-3	0,5 - 1 mm ²	3750
BL-406627	Faston. Fem.	929939-3	0,5 - 1 mm ²	100
406609	Faston Micro-P-Timer F. 0,5-1,5mm ²	962876-1	0,5-1,5mm ²	100
406626	Blue rubber cap	828904-1	øe 2,1mm	100
406774-T	Closed cap	963531-1	øe 3mm	1000
406774	Grey rubber cap	963530-1		1000
406626-T	Closed cap	828922-1		1000
406626-W	White rubber cap	828905-1		1000

Connettori Tyco® MATE-N-LOK

Ogni connettore può montare entrambi i tipi di contatto. Contatti in ottone stagnato per fili diametro AWG 20-14 (0,5 - 2mm²).

- connettore in poliammide 6.6, passo 6,35mm;
- grado di protezione IP57 con guarnizione e gommino;
- range di funzionamento da -55°C a +105°C ;
- corrente massima 16A, tensione massima 380V;
- nuova protezione esterna.



Cod.	Tyco ref.	#	
406112	1/480699/0	2	100
406111	1/480701/0	3	100
406163	1/480703/0	4	100
406143	1/480705/0	6	100
406147	1/480707/0	9	100
406141	1/480709/0	12	100
406141-BK	1-480709-9	12	100
406063	1/480711/0	15	100
406481	Salvarani product	9	10
406302		12	10
406319		15	10
406499	Salvarani product	12	10
406127	794270/1	2	100
406129	794247/1	3	100
406164	794274/1	4	100
406144	764276/1	6	100
406148	794278/1	9	100
406138	794280/1	12	100
406137	794282/1	15	100
BL-406064	350218/1/5K		100
406064	350218/1/5K		5000
406229	770377-1		100

Tyco® MATE-N-LOK connectors

Both contacts can be mounted on each connector. Tin-plated brass contacts for wires 0,5 - 2mm² (AWG 20-14).

- 6.6 polyamide connector, 6.35 mm pitch;
- IP57 protection with seal and rubber plug;
- operating range from -55°C to 105°C ;
- 16A maximum current, 380V maximum voltage;
- new external protection.



Cod.	Tyco ref.	#	
406113	1/480698/0	2	100
406062	1/480700/0	3	100
406162	1/480702/0	4	100
406142	1/480704/0	6	100
406146	1/480706/0	9	100
406140	1/480708/0	12	100
406140-BK	1-480708-9	12	100
406061	1/480710/0	15	100
406481	Salvarani product	9	10
406302		12	10
406319		15	10
406128	794269/1	2	100
406130	794271/1	3	100
406165	794273/1	4	100
406145	794275/1	6	100
406149	794277/1	9	100
406139	794279/1	12	100
406136	794281/1	15	100
BL-406065	350536/1/5K		100
406065	350536/1/5K		5000

Connettori Tyco



Cod.	Tyco	Description	#	
406824	1-967325-1	Conn. Tyco Hsg 4p. P/F Vol.	4	10
406824.01	965786-1	Calotta per Tyco Hsg 4p. P/F Vol.	4	10
406722	967650-1	Conn. Tyco Hsg 7p. P/F Vol.	7	10
406722.01	965783-1	Calotta 90° per Conn. Tyco Hsg 7p. P/F		10

Tyco connectors

Amphenol


Connettore circolare Amphenol serie ISOBUS

- tensione di esercizio 24 V DC
- corrente continua massima 5A (4 x 0.5 mm²), 25A (2 x 2.5 mm²), 70A (2 x 10 mm²)
- temperatura di esercizio -40 °C - +125 °C
- materiale poliammide
- n° contatti 9
- grado di protezione IP67 - IP69K



Amphenol ISOBUS series Circular Connector

- operating voltage 24 V DC
- maximum current 5A (4 x 0.5 mm²), 25A (2 x 2.5 mm²), 70A (2 x 10 mm²)
- operating range from -40 °C to +125 °C
- material polyamide
- n° 9 pins
- IP67 - IP69K protection

Cod.	Amphenol ref.	# / Section	
406471	AHDP06-24-91S-BS1-K10M Kit	9	1
406472	AHDC24-24	Cap	1


Hirschmann®/Amphenol® serie CA

IP67

Connettori industriali a 3+PE o 6+PE contatti argentati.

- tensione di esercizio 250 V DC
- corrente continua massima 10 A
- temperatura di esercizio -30°C a +90°C
- classe di protezione IP67
- certificazioni VDE, SEV, UR e CSA



Cod.	Hirschmann ref.	#	
406019	CA3LS	3+PE	1
406276	CA6LS	6+PE	1
406019.01	CA00SD1	Cap for LS	1
BL-000003	Kit Conn.vol.7p. P/M Hirschmann		1


Hirschmann®/Amphenol® CA series

IP67

Industrial connectors with 3+PE or 6+PE silver plated contacts.

- 250V DC voltage
- 10A maximum current
- operating range from -30°C to 90°C
- IP67 protection
- VDE, SEV, UR and CSA certified



Cod.	Hirschmann ref.	# / Note	
406355	CA3GD	3+PE	1
406275	CA6GD	6+PE	1
406355.01	CA00SD4	Cap for GD	1
406018	CA3LD	3+PE	1
406276.01	CA6LD	6+PE	1
406018.01	CA00SD3	Cap for LD	1
BL-000004	Kit Conn.pan.7p. P/F Hirschmann+T.		1
BL-000005	Kit Conn.vol.7p. P/F Hirschmann+T.		

Connettori Militari Amphenol

Amphenol Military connectors

Cod.	Amphenol	Description	#	
406450	97-3106A2219S	Connettore Circolare Militare All. 14 P. P/F Cont. Sald.	14	1
406680	MS3106A18-1S	Connettore Circolare Militare All. 10 P. P/F Cont. Sald.	10	1
406680.01	97-3057-1010-1	Calotta Per Connettore Militare Size 18		1



Souriau

NEW																		
Cod.	#	mm	(mm)			Cod.	Souriau ref.	#	mm	(mm)		Cod.	Souriau ref.	#	mm	(mm)		
406080.03	8	50	PG 11	5÷10	1	406080.01	UTG12ST	8	60	PG 11	5÷10	1	406080	UTG12AC	8	40	12,5	1
406104.03	12	54	PG 13,5	6÷12	1	406104.01	UTG14ST	12	65	PG 13,5	6÷12	1	406104	UTG14AC	12	46	14	1
406194.03	19	63	M 25x1,5	11÷17	1	406194.01	UTG16ST	19	72	PG 16	10÷14	1	406195	UTG16AC	19	46	16,5	1
406357.03	23	64	M 25x1,5	11÷17	1	406357.01	UTG18ST	23	76	PG 16	10÷14	1	406357	UTG18AC	23	50	19	1
406078.03	28	70	PG 21	13÷18	1	406078.01	UTG20ST	28	85	PG 21	13÷18	1	406078	UTG20AC	28	55	21	1
406242.03	48	76	PG 29	18÷25	1	406242.01	UTG24ST	48	91	PG 28	13÷20	1	406242	UTG24AC	48	65	25	1

Connettori Souriau®/ITT® serie UTG

- connettore in robusto materiale termoplastico caricato vetro con aggancio a scatto, accoppiamenti in metallo;
- range di funzionamento da -55°C a +125°C ;
- corrente massima supportata 13A;
- due tipi di serracavo disponibili.

Souriau®/ITT® UTG series connectors

- Robust glass-filled thermoplastic connector with snap-on connection, metal couplings;
- operating range from -55°C to 125°C;
- 13A maximum current;
- 2 cable clamps available.

Cod.	Souriau ref.	# / Note	
406102	UTG01412P	12	1
406196	UTG01619P	19	1
406401	UTG01823P	23	1
406160	UTG02028P	28	1
406406	UTG02235P	35	1
406409	UTG02448P	48	1
406102.01	UTG11412P	12	1
406196.01	UTG11619P	19	1
406079	UTG6128PN	8	1
406410	UTG61412PN	12	1
406432	UTG61619PN	19	1
406356	UTG61823PN	23	1
406171	UTG62028PN	28	1
406412	UTG62448PN	48	1
406399	UTG612DCG	8	1
406235	UTG614DCG	12	1
406258	UTG616DCG	19	1
406377	UTG618DCG	23	1
406234	UTG620DCG	28	1
BL-406588	SM20M1TK6	0,35-0,5mm ²	100
406588	SM20M1TK6	0,35-0,5mm ²	3000
BL-406058	SM16M11TK6	0,8-1,5 mm ²	100
406058	SM16M11TK6	0,8-1,5 mm ²	3000
BL-406592	SM14M1TK6	2-2,5 mm ²	100
406592	SM14M1TK6	2-2,5 mm ²	3000
406058.03	RM16M23K	0,52-1,5mm ²	50
406058.01	SM16M11S18	0,8-1,5mm ²	3000

Gold Series

Cod.	Souriau ref.	# / Note	
406103	UTG61412SN	12	1
406194	UTG61619SN	19	1
406411	UTG61823SN	23	1
406161	UTG62028SN	28	1
406413	UTG62448SN	48	1
406289.01	UTG116-19S	19	1
406476	UTG11823SH	23	1
406134	UTG0128S	8	1
406407	UTG01412S	12	1
406289	UTG01619S	19	1
406470	UTG01823SH	23	1
406170	UTG02028S	28	1
406402	UTG02235S	35	1
406408	UTG02448S	48	1
406151	UTP12DCG	8	1
406313	UTP14DCG	12	1
406257	UTP16DCG	19	1
406259	UTP20DCG	28	1
BL-406047	SC16M11TK6	0,8-1,5 mm ²	100
406047	SC16M11TK6	0,8-1,5 mm ²	3000
BL-406590	SC14M1TK6	2,0-2,5 mm ²	100
406590	SC14M1TK6	2,0-2,5 mm ²	3000
406589.01	SC20M1S31	0,35-0,5mm ²	3000
406047.03	RC16M23K	0,52-1,5mm ²	50
406647	RC18W3K	0,5-1 mm ²	50
406047.01	SC16M11S18	0,8-1,5mm ²	3000

Gold Series

Connettori Soriau® serie UTS

Connettore in robusto materiale termoplastico con ghiera di serraggio in metallo. Utilizza gli stessi contatti della serie UTG (cod. 406058 e 406047).

- IP68, IP69K quando accoppiati;
- range di funzionamento da -40°C a +105°C ;
- corrente massima supportata 13A;

Soriau® UTS series connectors

Robust thermoplastic connector with metal clamping nut. Same contacts as UTG series (406058 and 406047).

- IP68 protection, IP69K when coupled;
- operating range from -40°C to 105°C;
- 13A maximum current;



Cod.	Soriau ref.	Note	#	
406449	UTS1JC1412S	Free connector, female contacts	12	1
406457	UTS6JC1412S	Free connector, female contacts	12	1
406397	UTS6JC1412P	Free connector, male contacts	12	1
406456	UTS1JC1412P	Free connector, male contacts	12	1
406395	UTS71412S	Fixed connector, female contacts	12	1
406398	UTS614DCG	Cap for plug	-	1
406419	UTS6GN147S	Free connector, female contacts	7	1
406444	UTS6JC147P	Free connector, male contacts	7	1
406489	UTS6JC147S	Free connector, female contacts	7	1
406452	UTS7147S	Fixed connector, female contacts	7	1
406451	UTS7147P	Fixed connector, male contacts	7	1
406396	UTS14DCG	Cap for socket	-	1
406467	UTS1JC1419P	Free connector, male contacts	19	1
406468	UTS6JC1419S	Free connector, female contacts	19	1

Connettori ITT® serie Neptune

Disponibili in 3 modelli : 24 poli (4 potenza/20 segnale), 31 poli (12 potenza/19 segnale) e 48 poli (48 segnale). Contatti in ottone nickelato e connettore in robusto materiale termoplastico caricato vetro con aggancio a scatto, accoppiamenti in metallo

- gamma di funzionamento da -55°C a +105°C
- grado di protezione IP67
- corrente massima supportata 30A
- due tipi di serracavo disponibili

ITT® Neptune series connectors

Available in 24 pins (4 power / 20 signal), 31 pins (12 power / 19 signal) and 48 pins (48 signal). Nickel-plated brass contacts, robust glass-filled thermoplastic connector with snap-on connection, metal couplings

- operating range from -55°C to 105°C;
- IP67 protection;
- 30A maximum current;
- 2 cable clamps available.



Cod.	ITT ref.	#P	#s	
406252	192990-9250	12	19	1
406251	192900-0537	4	20	1

POWER



Cod.	ITT ref.	Section (mm²)	
406563	121668-0000	0,5-1	100
406565	121668-0001	0,5-1	3000
BL-406567	121668-0002	1,5-2,5	100
406567	121668-0002	1,5-2,5	3000
406567	121668-0002	2,5-4	100
406567	121668-0002	2,5-4	3000

signal



Cod.	ITT/Burndy ref.	Note	
BL-406058	192990-2490	Standard	100
406058	192990-2490	Standard	3000
406058.01	192990-2630	Gold	100
406058.01	192990-2630	Gold	3000
406058.02	192990-0000	HCM	100
406058.02	192990-0000	HCM	3000
406058.03	RM16M23K	crimp	50

4 Power
28 signal



4 Power
20 signal



Cod.	ITT ref.	#P	#s	
406253	192990-9240	12	19	1
406250	192900-0032	4	20	1
406241	192900-0469	0	48	1
406717	192900-0425	0	48	1
406718	192900-0035	4	28	1

POWER



Cod.	ITT ref.	Section (mm²)	
406564	121668-0100	0,5-1	100
406566	121668-0101	0,5-1	3000
406566	121668-0101	1,5-2,5	100
406566	121668-0101	1,5-2,5	3000
BL-406568	121668-0102	2,5-4	100
406568	121668-0102	2,5-4	3000

signal



Cod.	ITT ref.	Note	
BL-406047	192990-2530	Standard	100
406047	192990-2530	Standard	3000
406047.01	192990-2670	Gold	100
406047.01	192990-2670	Gold	3000
406047.02	192900-0001	HCM	100
406047.02	192900-0001	HCM	3000

NEW																		
Cod.	#	mm	(mm)		Cod.	Souriau ref.	#	mm	(mm)		Cod.	Souriau ref.	#	mm	(mm)			
406080.03	8	50	PG 11	5÷10	1	406080.01	UTG12ST	8	60	PG 11	5÷10	1	406080	UTG12AC	8	40	12,5	1
406104.03	12	54	PG 13,5	6÷12	1	406104.01	UTG14ST	12	65	PG 13,5	6÷12	1	406104	UTG14AC	12	46	14	1
406194.03	19	63	M 25x1,5	11÷17	1	406194.01	UTG16ST	19	72	PG 16	10÷14	1	406195	UTG16AC	19	46	16,5	1
406357.03	23	64	M 25x1,5	11÷17	1	406357.01	UTG18ST	23	76	PG 16	10÷14	1	406357	UTG18AC	23	50	19	1
406078.03	28	70	PG 21	13÷18	1	406078.01	UTG20ST	28	85	PG 21	13÷18	1	406078	UTG20AC	28	55	21	1
						406242.01	UTG24ST	48	91		13÷20	1	406242	UTG24AC	48	65	25	1

Connettori ITT® serie Cannon

- tensione di esercizio 12-24V DC
- corrente continua massima 13A
- temperatura di esercizio da -55°C a +125°C



signal
Gold Series

Cod.	Description	#	
406490	132015-0075	24	1
406496	Calotta Itt M.P.F.	24	1
BL-406047	SC16M11TK6	0,8-1,5 mm ²	100
406047	SC16M11TK6	0,8-1,5 mm ²	3000
BL-406590	SC14M1TK6	2,0-2,5 mm ²	100
406590	SC14M1TK6	2,0-2,5 mm ²	3000
406589.01	SC20M1S31	0,35-0,5 mm ²	3000
406047.03	RC16M23K	0,52-1,5 mm ²	50
406647	RC18W3K	0,5-1 mm ²	50
406047.01	SC16M11S18	0,8-1,5 mm ²	3000

ITT® Cannon series connectors

- operating voltage 12-24V DC
- maximum continuous current 13A
- operating temperature from -55 °C to + 125 °C



signal
Gold Series

Cod.	Description	#	
406491	132015-0076	24	1
406497	Calotta Itt F.P.M.	24	1
406497.01	Calotta Itt F.P.M. largo	24	1
BL-406588	SM20M1TK6	0,35-0,5 mm ²	100
406588	SM20M1TK6	0,35-0,5 mm ²	3000
BL-406058	SM16M11TK6	0,8-1,5 mm ²	100
406058	SM16M11TK6	0,8-1,5 mm ²	3000
BL-406592	SM14M1TK6	2-2,5 mm ²	100
406592	SM14M1TK6	2-2,5 mm ²	3000
406058.03	RM16M23K	0,52-1,5 mm ²	50
406058.01	SM16M11S18	0,8-1,5 mm ²	3000

Buccaneer

Connettori di potenza - Buccaneer

IP68

Connettori di potenza, grado di protezione IP68, adatto per esterno.

- tensione di esercizio 250V
- corrente massima 6A
- materiale corpo nylon caricato vetro UL 94-V0
- tipo di cavo 6:8mm



Power connectors - Buccaneer

IP68

Power connectors suitable for outdoor use, IP68.

- 250V maximum voltage
- 6A maximum current
- glass-filled nylon body UL 94-V0
- cable type 6:8 mm

Cod.	Description	Ref.	Pins	
400629	Plug	PX0748-P	4	10
400629.01	Plug cap	PX0734	CAP	10
400634	USB	PX0845/A	USB	10
400634.01	PLUG CAP	PX0711	CAP	10

Weather-Pack

Connettori Weather-Pack®

IP67

Puntalini in ottone per fili con diametro AWG 14-18 (0,8 - 2 mm²).

- connettore in poliammide 6.6;
- isolamento IP67;
- corrente massima supportata 13A.



Cod.	P.E. ref.	#	
406226	12010973	2	50
406392	12010717	3	50
406646	12015024	4	50
406228	15324980	De 2,8-3,5	100
406256	15324982	De 2,03-2,85	100
BL-406553	15344719	1,5-2,5 mm ²	100
406553	15344719	1,5-2,5 mm ²	3200

Weather-Pack® connectors

IP67

Brass ferrules for wires 0,8 - 2 mm² (AWG14-18).

- 6.6 polyamide connector;
- IP67 insulation;
- 13A maximum current.



Cod.	P.E. ref.	#	
406227	12015792	2	50
406391	12015793	3	50
406779	12015798	4	50
406228	15324980	De 2,8-3,5	100
406256	15324982	De 2,03-2,85	100
406554.01	12089188	0,5-0,8 mm ²	2200
BL-406554	15344717	1,5-2,5 mm ²	100
406554	15344717	1,5-2,5 mm ²	3500

Metri-Pack

Connettori Metri-Pack® serie 150/280 IP67


Disponibili nella versione a 2 contatti. Puntalini in ottone per fili con diametro AWG 14-18 (0,8 - 2mm²).









- connettore in poliammide 6.6;
- isolamento IP67;
- corrente massima supportata 13A.


Metri-Pack® 150/280 series connectors IP67





2-contact version
Brass ferrules for wires 0,8 - 2mm² (AWG14-18).

- 6.6 polyamide connector;
- IP67 insulation;
- 13A maximum current.



Cod.	P.E. ref.	Serie	#	
406691	10717431	150	1	50
406053	12052641	150	2	50
406823	12110293	150	3	50
406474	12162185	150	3	50
406709	12065298	150	4	50
406255	15363982	280	2	50
406791	12129565	280	4	50
406255.01	400667	280	2	50
406271.01	15324063	280	4	50
406228	15324980	280	De 2,8-3,5	100
406256	15324982	280	De 2,03-2,85	100
406256-R	15324983	280	De 1,29-1,7	100
BL-406624	15363933	150	0,5-1 mm ²	100 
406624	15363934	150	0,5-1 mm ²	4000 
406474.01	12124075	150	0,75/1	3500 
406653	12077411	280		2300 
BL-406569	15363933	280	1-2,5 mm ²	100 
406569	15363933	280	1-2,5 mm ²	3200 
BL-406653	12077411	280	0,5-0,8 mm ²	100 



Cod.	P.E. ref.	Serie	#	
406066	12162000	150	2	50
406071	12129615	150	3	50#
406385	413637	280	2	50
406271	12129600	280	4	50
406255.01	400667	280	2	50
406228	15324980	280	De 2,8-3,5	100
406256	15324982	280	De 2,03-2,85	100
406256-R	15324983	280	De 1,29-1,7	100
406256-T	12010300	280	closed cap	100
406828	15344866	150	0,5/1	4000 
BL-406571	413121	280	1-2,5 mm ²	100 
406571	413121	280	1-2,5 mm ²	3500 

Fastin-Faston

Connettori Fastin-Faston 9,5, 6,3 e 4,8 mm

Disponibili in 6 modelli da 1 a 8 contatti (1, 2, 3, 4, 6, 8). Contatti in ottone stagnato da 6,3mm per fili con diametro 1 - 2,5 mm² (corrente max 15A). Disponibili anche in versione senza blocco e a bandiera con relativi copri-faston.


9,5, 6,3 mm and 4,8 mm Fastin-Faston connectors

Available from 1 to 8 contacts. 6.3 mm tinned brass contacts for wires 1 - 2,5 mm² (15A maximum current). Available in versions without block and cantilevered with related faston covers.



Cod.	# / Note	
400607	1	100
400602	2	100
400602.01	2, T-shaped	100
400612	3	100
400604	4	100
406604.01	4	100
400614	6	100
400616	8	100
400608	11	100
406305	2	100
406306	4	100
BL-406502	1-2,5 mm ² - M 6,3 with lock	100 
406502	1-2,5 mm ² - M 6,3 with lock	4000 
406502.01	0,5-1 mm ² - M 6,3 with lock	3500 
400618	Hood - faston 4,8	100
400613	Hood - faston 6,3	100
BL-406610	F 4,8 with lock	100 
406610	F 4,8 with lock	10000 
BL-406518	F 4,8 without lock	100 
406518	F 4,8 without lock	10000 



Cod.	# / Note	
400606	1	100
400601	2	100
400601.01	2, T-shaped	100
400611	3	100
400603	4	100
400610	6	100
400617	8	100
400609	11	100
406305	2	100
406306	4	100
BL-406501	1-2,5 mm ² - F 6,3 with lock	100 
406501	1-2,5 mm ² - F 6,3 with lock	6500 
BL-406636	0,5-1 mm ² - F 6,3 with lock	100 
406636	0,5-1 mm ² - F 6,3 with lock	7000 
BL-406637	2,5-4 mm ² - F 6,3 with lock	100 
406637	2,5-4 mm ² - F 6,3 with lock	5500 
406700	4-6 mm ² - F 6,3 with lock	3500 
406347	F 9,5 x 1,2 with lock	2000 
BL-406347	F 9,5 x 1,2 with lock	100 
406782	F 9,5 x 1,2	2500 
400605	Hood - faston 6,3	100
BL-406503	1-2,5 mm ² - F 6,3 without lock	100 
406503	1-2,5 mm ² - F 6,3 without lock	6500 
BL-406617	4-6 mm ² - F 6,3 without lock	100 
406617	4-6 mm ² - F 6,3 without lock	5000 
400615	Hood	100
BL-406544	F 6,3 flag	100 
406544	F 6,3 flag	5000

SICMA

Connettori FCI® serie SICMA

IP67

FCI® SICMA series connectors




IP67




Puntalini in lega di rame stagnato e connettore in plastica.
 • corrente massima supportata 19A (1,5 mm²) - 35 A (2,8 mm²).
 • isolamento IP67;

Tin-plated copper ferrules and plastic connectors.
 • maximum current 19A (1,5mm²) - 35A (2,8mm²).
 • IP67 insulation;

Cod.	FCI ref.	#	
406244 406244.03	HCCMHPE24BKAF HCCPHPE24BMA90F (90° for circuit board)	24 24	1 1
406244.03-GR	HCCPHPE24GYB90F (gray version)	24	1
406403 406403-GR	211PL249S0033 211PL249S8033 (gray version)	24 24	1 1
406244.01	HCCMHPE24BKAFSV	24	1
406243.02	Foro uscita cavo ø25	24	25
406243.03	Foro uscita cavo ø16÷21	24	25
406245	DTBMHPE14BKSV	14	1
406381	DTBMHPE34BK	34	1

Cod.	FCI ref. / Note	#	
406243	211PC249S0033	24	1
406243-GR	211PC249S8033 (gray version)	24	1
406848	PPI0001258	56	1
406243.01	211A247020	24	1
406848.01	211A567007	56	1
406243.02	Foro uscita cavo ø25	24	25
406243.03	Foro uscita cavo ø16÷21	24	25
406848.02		56	25
406378	17261405B	14	1
406380	DTBFHPE34BMSV	34	1
406244.02	210A015019		100

Cod.	FCI ref.	MAX section	
406560	211CL3S2160	2,8 mm ²	3600 
BL-406560	211CL3S2160	2,8 mm ²	100
406562	33512109	0,75-1,3 mm ²	5700 
BL-406562	33512109	0,75-1,3 mm ²	100

Cod.	FCI ref.	MAX section	
406559	211CC3S2160	1,3÷2,5 mm ²	2500 
BL-406559	211CC3S2160	1,3÷2,5 mm ²	100
406561	211CC2S2160P	1,5 mm ²	3600 
BL-406561	211CC2S2160P	1,5 mm ²	100


JST




Connettori tipo JST® passo 3,96 mm

Disponibili da 2 a 10 contatti. Contatti in ottone stagnato per fili diametro AWG 22-18 (0,3 - 1mm²). Tensione massima 250V, corrente massima 7A;

JST®-like connectors 3,96 mm pitch

Available from 2 to 10 contacts. Tinned brass contacts for wires 0,3 - 1mm² (AWG22-18). 250V maximum voltage, 7A maximum current.

Cod.	#	
406175	2	10
406099	3	10
406049	4	10
406177	6	10
406231	7	10
406173	8	10
406048	10	10
406693	2	10
406746	4	10
406747	6	10

Cod.	#	
406176	2	10
406100	3	10
406051	4	10
406320	5	10
406178	6	10
406230	7	10
406174	8	10
406254	9	10
406050	10	10
BL-406514	-	100 
406514	-	3500 

Weidmüller

Connettori Weidmüller® serie HD/ILME IP65

Weidmüller® HD/ILME series connectors IP65

- Supporto in materiale termoplastico autoestinguente omologato UL;
- viti in ottone imperdibili, già svitate;
- contatti argentati per fili di diametro 2,5mm² (AWG18÷14);
- corrente massima 16A;
- custodie in alluminio con guarnizione, custodie mobili con leva di bloccaggio e sportello, tutte con filettatura PG.

- UL homologated, self-extinguishing, thermos-plastic support;
- pre-unscrewed, brass safety screws;
- silver-plated contacts for wires 2,5mm² (AWG18-14);
- 16A maximum current;
- aluminium case with seal, mobile cases with blocking lever and lid, all with PG threading.



Cod.	Weidmüller ref.	ILME ref.				#	
406028	WD16552.1	CHO10L	•			10	1
406015	WD16578.5	CHO16L	•		PG21	16	1
406013	WD16612.3	CHO24		•		24	1
406281	WD16623.9	CHO24L	•		PG21	24	1
406373		CHV24L		•		24	1
406469		CHO16		•		16	1
406661		MHV06L20	•			24	1
406021	WD16556.8	CHP10LS	•			10	1
406014	WD16583.2	CHP16LS	•		PG21	16	1
406014.01	WD12101.0			•		16	1
406372		CHP16		•		16	1
406012	WD16615.1	CHP24		•		24	1
406011	1901480000	CHP24LS	•		M25/PG21	24	1
406484		MAP24LS240	•			42	1
406662		MAP06LS20	•			24	1
406880		MAP06L25	•		M25	24	1
406008	WD17458.3	CNEM10T				10	1
406026	1745840000	CMN16				16	1
406024	1745850000	CMN24				24	1
406658		CDDM24				24	1
406835		CDSM42				42	1
406009	WD17457.7	CNEF10T				10	1
406027	1745780000	CNF16				16	1
406025	1745790000	CNF24				24	1
406657		CDDF24				24	1
406485		CDSF42				42	1
406308	1665630000	CHC24				24	1
406807		CHC24G				24	1
406659		CDFA 1.0		F Faston, 10A, ø 1 mm		-	1
406660		CDMA 1.0		M Faston, 10A, ø 1 mm		-	1

Weidmüller

Connettori Weidmüller® serie HQ/ILME IP65

Weidmüller® HQ/ILME series connectors IP65

- Supporto in materiale termoplastico autoestinguente omologato UL;
- morsetti a vite per fili di diametro 1,5mm² (AWG 18-16)
- corrente massima 10A;
- custodie isolanti bianche con leva inox, grado di protezione IP65
- custodie volanti con filettatura per PG11.

- UL homologated, self-extinguishing, thermos-plastic support;
- screw clips for wires 1,5mm² (AWG18-16);
- 10A maximum current
- white insulating box with stainless steel lever, IP65
- mobile box with PG11 threading.



Cod.	Weidmüller ref.	ILME ref.	Note	#	
406022	1652380000	CKO3VS	PG11 - 400013	3/4	1
406314	1788820000		M20 - 400030	3/4/8	1
406414		CKA03C	Cap for 406285, 406300, Aluminium, IP65		1
406414-PLT		CK03C	Cap for 406285, 406300, PLT		1
406285	1497600000	CKO3I	Aluminium	3/4	1
406416		CKAX03AX	Cap for 406022, 406314, Aluminium		1
406416-PLT		CK03CXA	Cap for 406022, 406314, PLT		1
406020	1652460000	CK03VG	Aluminium	3 / 4	1
406020-PLT		CK03VGS	PLT	3 / 4	1
406300	1652440000		90°	3 / 4	1
406017	1498100000	CKM03		3	1
406283	1498300000	CKM04		4	1
406315	1650590000			8	1
406016	1498200000	CKF03		3	1
406284	1498400000	CKF04		4	1
406351	1650600000			8	1
406316	1651550000		M Faston, max ø 1,5 mm	-	1
406358	1651600000		F Faston, max ø 1,5 mm	-	1
406632		CXFA2,5	F Faston, max ø 2,5 mm	-	1
406863		CDMA2.5	10a sez.2,5	-	1
406864		CDF A2.5	10a sez.2,5	-	1

Connettori Circolari

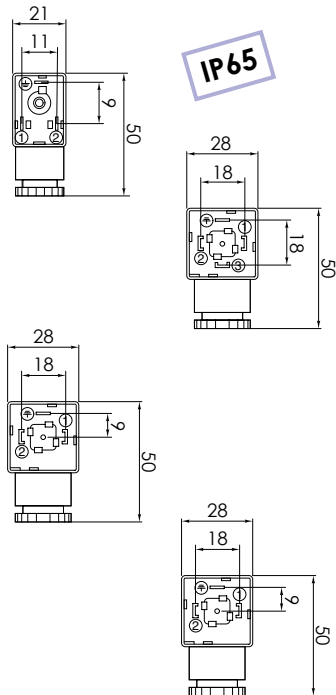

Connettori circolari Binder® - Binder® circular connector



Cod.	Binder ref.	Description	
406239		3 poles circular connector	1
406340	09-0098-20-05	5 poles circular connector - panel mount	1
406341	99-0095-100-05	5 poles circular connector	1

Connettori per elettrovalvole

■ ■ Connettori per Elettrovalvole - DIN 43650 - ■ ■ Connectors for Solenoid Valves - DIN 43650




Cod.	Type	V	PG	LED	Diode	Connector	
406040	C11 - 2P+T	12 VDC	9			√	100
406777	C11 - 2P+T	12 VDC	9	■			100
406029	C18 - 2P+T	12 VDC	9			√	100
406098	C18 - 3P+T	12 VDC	9			√	100
406039	C18 - 2P+T	230VDC	9			Raddrizz. 1A	100
406055	C18 - 2P+T	12 VDC	9		√		100
406030	C18 - 2P+T	12/24 V	9	■	√		100

■ ■ Accessori per Connettori per Elettrovalvole

■ ■ Accessories for solenoid valves connectors


Coperchi di protezione in materiale termoplastico per connettori C11 e C18, da montare nel caso lo specifico connettore non venga collegato elettricamente.

Protective covers in thermoplastic material for connectors C11 and C18, to be mounted if the specific connector is not electrically connected.




Cod.	Type	Note	
406029.05		Cover cap C18	200
406040.02		Cover cap C11	200
406131.01	C11 - 2P+T	Circuit board for C11 2P+T connector	100
406131	C18 - 2P+T	Circuit board for C18 2P+T connector	100
406759	C18 - 3P+T	Circuit board for C18 3P+T connector	100
406040.01		C11 Seal	100
406029.01		C18 Seal	100
406029.03		C18 Flat Seal	100
406029.02		M3x32.5 Fixing Screw - Steel Zinc.	100
406029.04		M3x32.5 Fixing Screw - INOX A2	100
406029.06		Or Per Viti Conn. Ev. Std.	100

■ ■ Cavi per Elettrovalvole - ■ ■ Cables for Solenoid Valves



Cod.	Type	L (m)	Section (mm ²)	V	LED	Diode	Protection	Costampato Molded	
406101-1,0	C18 - 2P + T	1	2 x 0,75					√	1
406200-1,0	C18 - 2P + T	1	3 x 0,75	12VDC	■	√		√	1
406415-1,0	C18 - 2P + T	1	2x2x0,75					√	1
406445-2,0	C18 - 2P + T	2	2 x 0,75	12/24VDC	■	√		√	1
406445-3,0	C18 - 2P + T	3	2 x 0,75	12/24VDC	■	√		√	1
406445-5,0	C18 - 2P + T	5	2 x 0,75	12/24VDC	■	√		√	1
406445-6,0	C18 - 2P + T	6	2 x 0,75	12/24VDC	■	√		√	1
406900-3,0	C18 - 2P + T	3	3 x 0,75	12/24VDC	■		TVS	√	1



Cod.	Type	L (m)	Section (mm ²)	V	LED	Diode	Costampato Molded	
406116	C18 - 2P + T	1	2 x 0,75	12/24V		√		10
406116-1,5	C18 - 2P + T	1,5	2 x 0,75			√		10
406116-3,0	C18 - 2P + T	3	2 x 0,75			√		10
406116-5,0	C18 - 2P + T	5	2 x 0,75			√		10
406455	C18 - 2P + T	1	2 x 0,75			√		10
406108-0,8	C18 - 2P + T	0,8	2 x 0,75					10
406108	C18 - 2P + T	1	2 x 0,75					10
406108-3,0	C18 - 2P + T	3	2 x 0,75					10
406109	C18 - 3P + T	1	3 x 0,75					10
406109-1,3	C18 - 3P + T	1,3	3 x 0,75					10
406317	C11 - 2P + T	1	3 x 0,75					10
406107	C11 - 2P + T	1	2 x 0,75					10
406107-3,0	C11 - 2P + T	3	2 x 0,75					10
406107-8,0	C11 - 2P + T	8	2 x 0,75					10

Cod.	Type	L (m)	Section (mm ²)	V	LED	PG	Diode	Costampato Molded	
406492-1,0	C18 - 2P + T	1	2 x 0,75	12/24		√	√		1
406492-3,0	C18 - 2P + T	3	2 x 0,75			√	√		1
406492-5,0	C18 - 2P + T	5	2 x 0,75			√	√		1
406492-7,5	C18 - 2P + T	7,5	2 x 0,75			√	√		1
406493-1,0	C18 - 2P + T	1	2 x 0,75		√			1	
406494-1,0	C11 - 2P + T	1	3 x 0,75		√			1	
406495-1,0	C11 - 2P + T	1	2 x 0,75		√			1	
406663-1,0	C18 - 2P + T	1	3 x 0,75		√			1	
406713-3,0	C18 - 3P + T	3	3 x 0,75			√		1	

Connettore di Potenza

Connettori di potenza Tyco® /Anderson Power®

Connettore bipolare di potenza Tyco.

- tensione di esercizio 600 V
- corrente continua massima 50 A
- certificazione UL 94V-0



Power connectors Tyco® /Anderson Power®

Bipolar power connector.

- 600V maximum voltage
- 50A maximum current
- UL 94-VO certified

Cod.	Ref. Anderson	Color	V max (V)	AMP	# / Note	
406279	647845-4		36	50	2	10
406279-R	647845-3		24	50	2	10
406279.01	5915	-			up to 6 mm ²	10
406279.02	5900	-			up to 13 mm ²	10
406488	6802G3		600	120	2	10
(Kit connettore più 2 contatti)						
406683	6810G1BK		600	120	2	10
406683.03	S1319	-			up to 34 mm ²	10
406478	940		600	175	2	10
406478.01	1348	-			up to 13 mm ²	10
406478.02	1382	-			up to 50 mm ²	10
406478.03	1383	-			up to 34 mm ²	10

Cod.	Ref. Anderson	Color	AMP	# / Note	
406480.01			50	2	10
406488	6802G3		KIT CONN.120A	2	10
406498	SB50-HDL-RED		HANDLE KIT 50A		10
406480	134G2		175	2	10
406479	995G3		HANDLE KIT 175A		10
406479-GR	995G1		HANDLE KIT 175A		10

Connettori Molex

Molex connectors



Cod.	Mole	Description	#	
	1			
406687	9432-0013	Connettore Molex 2P. mpf MX150L IP67	2	1
406688	33472-1601	Connettore Molex 16P. mpf MX150	16	1

Alimentatori 10A / 30A - 10A / 30A Power supply



Cod.	Description	V	A	
906603	Alimentatore Rete 13,8V 30A SW	13,8	30	1
906604	Alimentatore Rete 13,8V 10A SW	13,8	10	1

Batterie e caricabatterie - Batteries and battery chargers

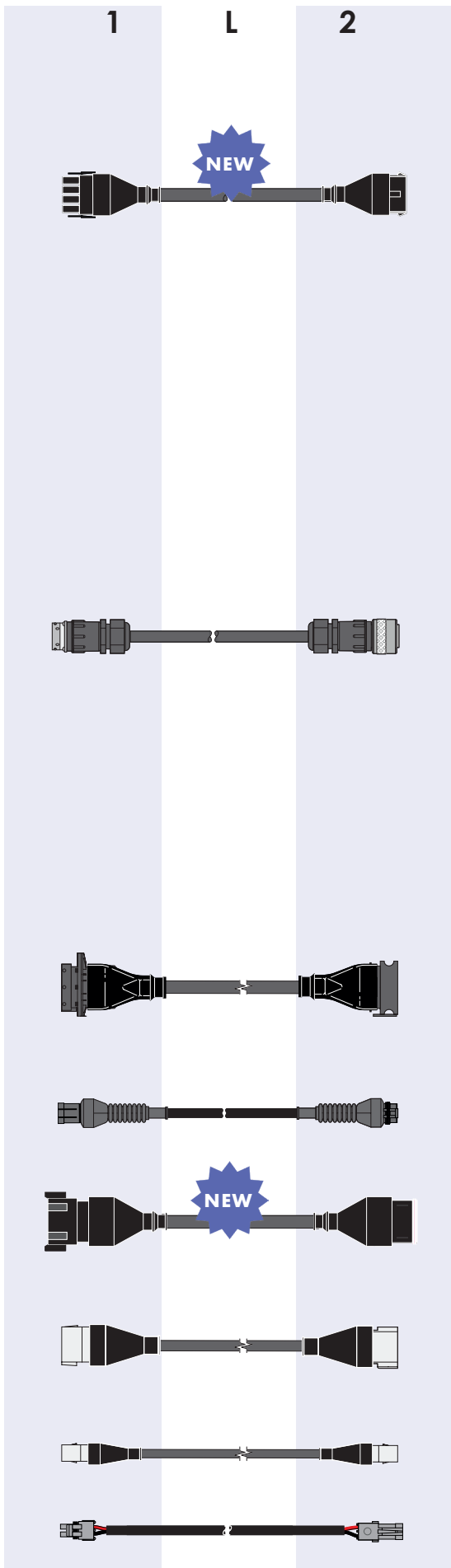



Cod.	Description	Ah	
901212	Sealed Lead Acid battery	3,4	1
906505	Sealed Lead Acid battery	7	1
906565	Sealed Lead Acid battery	26	1
901213.01	Switching battery charger	-	1
906574	Switching battery charger	-	1
906555	Sealed Gel battery	18	1

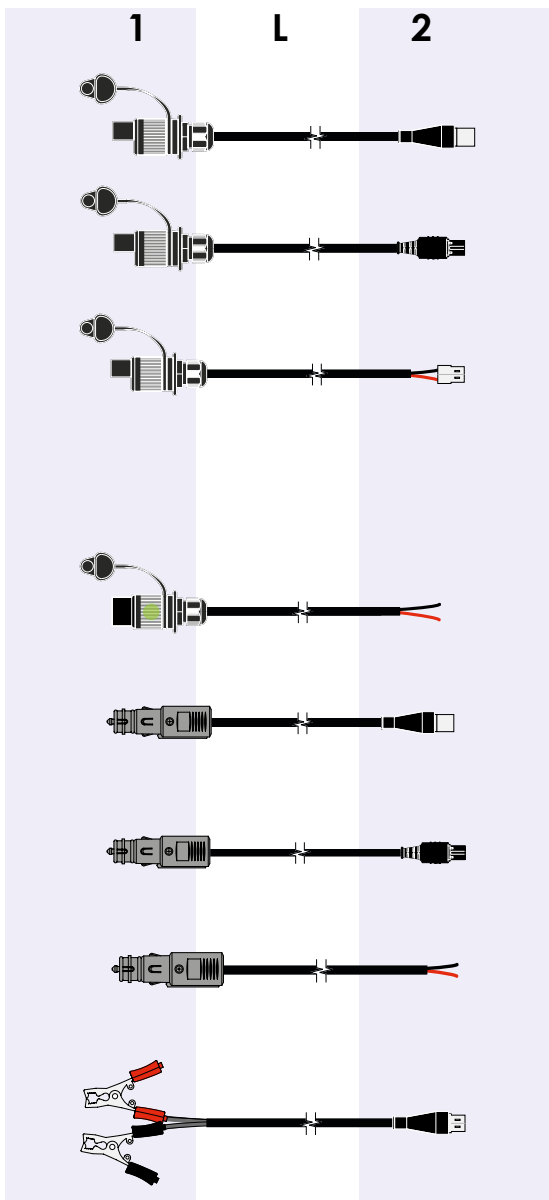



Cod.	Description	Ah	
081900	Switching battery charger	-	1
250129	Cuffia 90° X Cavo 25/35 Mmq	-	1
406286	Positive battery terminal 50mm ²		1
406276.01	Battery terminal cover positive 50mm ² / 70mm ²		1
406286.02	Positive battery terminal 70mm ²		1
406287	Negative battery terminal 50mm ²		1
406287.01	Battery terminal cover negative 50mm ² / 70mm ²		1
406287.02	Negative battery terminal 70mm ²		1

Prolunghe - Extensions cables



Cod.	1	L (m)	#	2	Wires Sect. (mm²)	
919049-3.0	mate-n-lok 12M	3	12	mate-n-lok 12F	12x1	1
919049-5.0	mate-n-lok 12M	5	12	mate-n-lok 12F	12x1	1
919049-6.0	mate-n-lok 12M	6	12	mate-n-lok 12F	12x1	1
919049-7.0	mate-n-lok 12M	7	12	mate-n-lok 12F	12x1	1
919049-9.0	mate-n-lok 12M	9	12	mate-n-lok 12F	12x1	1
919049-10	mate-n-lok 12M	10	12	mate-n-lok 12F	12x1	1
919095-3.0	mate-n-lok 15M	3	16	mate-n-lok 15F	14x1 + 2x2,5	1
919101-1.2	Burndy 8	1,2	8	Burndy 8	8x1	1
919101-3.0	Burndy 8	3	8	Burndy 8	8x1	1
919101-4.0	Burndy 8	4	8	Burndy 8	8x1	1
919102-1.0	Burndy UTG 12M	1	12	Burndy UTG 12F	10x1 + 2x2,5	1
919102-3.0	Burndy UTG 12M	3	12	Burndy UTG 12F	10x1 + 2x2,5	1
919102-5.0	Burndy UTG 12M	5	12	Burndy UTG 12F	10x1 + 2x2,5	1
770191	Burndy UTG 12F	5	12	Burndy UTG 12F	10x1 + 2x2,5	1
919090-1.0	Burndy 19 f.m.	1	19	Burndy 19 f.f.	17x1 + 2x2,5	1
919090-3.0	Burndy 19 f.m.	3	19	Burndy 19 f.f.	17x1 + 2x2,5	1
919090-4.0	Burndy 19 f.m.	4	19	Burndy 19 f.f.	17x1 + 2x2,5	1
919113-1.5	Burndy 19 f.f.	1,5	19	Burndy 19 f.m.	17x1 + 2x2,5	1
919114-3.0	Burndy 23 f.f.	3	23	Burndy 23 f.m.	22x1 + 2x2,5	1
919039-2.0	Burndy UTG 28M	2	24	Burndy UTG 28F	22x1 + 2x2,5	1
919039-4.0	Burndy UTG 28M	4	24	Burndy UTG 28F	22x1 + 2x2,5	1
919039-7.0	Burndy UTG 28M	7	24	Burndy UTG 28F	22x1 + 2x2,5	1
919039-10	Burndy UTG 28M	10	24	Burndy UTG 28F	22x1 + 2x2,5	1
919040-2.0	Burndy UTG 28F	2	24	Burndy UTG 28M	22x1 + 2x2,5	1
919040-3.0	Burndy UTG 28F	3	24	Burndy UTG 28M	22x1 + 2x2,5	1
919040-5.0	Burndy UTG 28F	5	24	Burndy UTG 28M	22x1 + 2x2,5	1
919077-3.0	FCI Sicma 24M	3	24	FCI Sicma 24F	22x1 + 2x2,5	1
919077-4.0	FCI Sicma 24M	4	24	FCI Sicma 24F	22x1 + 2x2,5	1
919077-5.0	FCI Sicma 24M	5	24	FCI Sicma 24F	22x1 + 2x2,5	1
919077-9.0	FCI Sicma 24M	9	24	FCI Sicma 24F	22x1 + 2x2,5	1
919115-3.0	Super Seal 3 f.m.	3	3	Super Seal 3 f.f.	3x0,75	1
919115-5.0	Super Seal 3 f.m.	5	3	Super Seal 3 f.f.	3x0,75	1
919118-3.0	ITT 24 f.m.	3	22	ITT 24 f.f.	21x0,75 + 1x2,5	1
919118-5.0	ITT 24 f.m.	5	22	ITT 24 f.f.	21x0,75 + 1x2,5	1
919118-7.0	ITT 24 f.m.	7	22	ITT 24 f.f.	21x0,75 + 1x2,5	1
919118-9.0	ITT 24 f.m.	9	22	ITT 24 f.f.	21x0,75 + 1x2,5	1
901523	faston M 6,3mm	3	4	faston F 6,3mm	2x1 + 2x2,5	1
901512	faston M 6,3mm	5	4	faston F 6,3mm	2x1 + 2x2,5	1
901513	faston M 6,3mm	7	4	faston F 6,3mm	2x1 + 2x2,5	1
905774-05	faston F 6,3mm	5	2	faston F 6,3mm	2x2,5	1
905774-07	faston F 6,3mm	7	2	faston F 6,3mm	2x2,5	1
919123-2.0	weather-pack	2	2	weather-pack	2x2,5	1



Cod.	1	L (m)	#	2	costam-pato	Wires Sect. (mm ²)	
901703	3 poles plug 25A	2	2	2 faston M 6,3mm		2 x 2,5	1
901208.01	3 poles plug 25A	2	2	2 faston F 6,3mm	✓	2 x 2,5	1
901208.03	3 poles plug 25A	2	2	3 faston F 6,3mm		2 x 2,5	1
901208.07	3 poles plug 25A	2	2	not cabled		2 x 4	1
901208.04	3 poles plug 25A	2,2	2	not cabled		2 x 1,5	1
901208.05	3 poles plug 25A	2,5	2	not cabled		2 x 2,5	1
770189	3 poles plug 25A	8	2	not cabled		2 x 2,5	1
901843-2.0	3 poles plug 10A+LED+FUSE	2,0	2	not cabled		2 x 2,5	1
901843-3.0	3 poles plug 10A+LED+FUSE	3,1	2	not cabled		2 x 2,5	1
919032-2.0	lighter plug	2	2	2 faston M 6,3mm		2 x 1,5	1
919072-2.0	lighter plug	2	2	2 faston F 6,3mm		2 x 1,5	1
919033-2.0	lighter plug	2	2	not cabled		2 x 1,5	1
919033-8.0	lighter plug	8	2	not cabled		2 x 1,5	1
919071-2.0	crocodile clips	2	2	2 faston M 6,3mm		2 x 2,5	1


Guaina trecciata nera

Black braided sleeving

Guaina trecciata in poliestere.
 Infiammabilità: UL 94: HB
 Temperature di esercizio: -50°C a +150°C (picchi di 170°C)
 Resistente a sali, lubrificanti, raggi UV, benzina e agenti chimici

Polyester braided sleeving.
 Flammability: UL 94: HB
 Operating range from -50°C to 150°C (peak 170°C)
 Salts, lubricants, UV rays, gasoline and chemicals resistant




Cod.	Description	ømm	Color	 (m)
750147	Black braided sleeving	6	■	100
750131	Black braided sleeving	8	■	100
750148	Black braided sleeving	10	■	100
750107	Black braided sleeving	12	■	100
750177	Black braided sleeving	15	■	100
750114	Black braided sleeving	25	■	50
750115	Black braided sleeving	30	■	50

Guaina in PVC

PVC sleeving

Guaina in PVC autoestinguente.
 Infiammabilità: UL 94: HB
 Temperature di esercizio: -30°C a +70°C
 Self-extinguishing PVC sleeving.
 Flammability
 Operating range from -30°C to 70°C



Cod.	Description	ømm	Color	 (m)
750101	Black PVC sleeving	4	■	1000
750094	Black PVC sleeving	5	■	700
750095	Black PVC sleeving	6	■	500
750102	Black PVC sleeving	8	■	300
750090	Black PVC sleeving	9	■	250
750092	Black PVC sleeving	10	■	200
750103	Black PVC sleeving	12	■	150
750140	Black PVC sleeving	13	■	125
750155	Black PVC sleeving	14	■	200
750135	Black PVC sleeving	16	■	80
750129	Black PVC sleeving	18	■	75
750099	Black PVC sleeving	22	■	50
750120	Black PVC sleeving	25	■	50


Guaina corrugata Schlemmer® per posa mobile

Schlemmer® corrugated sleeving

Per posa mobile, in PA6 HB
 Infiammabilità: UL 94: HB
 Resistente agli UV: DIN ISO 8580.
 Temperature di esercizio: -40°C a +120°C

For high mechanical stresses,
 PA6 HB
 Flammability: UL 94:HB
 UV resistance: DIN ISO 8580
 Operating range from -40°C to 120°C




Cod.	Schlemmer reference	Model	Ø int.	 (m)
750122	1200068	Corrugated sleeving	4,5	100
750225	1200070	Corrugated sleeving	7,5	50
750139	1200089	Corrugated sleeving	8,5	50
750116	1200100	Corrugated sleeving	10	50
750123	1200127	Corrugated sleeving	12	50
750220	1200135	Corrugated sleeving	13	50
750149	1200143	Corrugated sleeving	14	50
750136	1200178	Corrugated sleeving	17	50
750124	1200232	Corrugated sleeving	23	50
750231	1200267	Corrugated sleeving	26	25
750226	1200025	Corrugated sleeving	29	30
750227	1200062	Corrugated sleeving	37	30
750141	1205102	Inspectable Corrugated sleeving ø 10	10	50
750125		Straight fitting for Sleeving ø10	PG9	1
750126	3805009	Straight fitting for Sleeving ø12	PG11	1
750134		90° fitting for Sleeving ø15,8	PG11	1
750132		Straight fitting for Sleeving ø21,2	PG16	1
750127		Straight fitting for Sleeving ø23	PG21	1
750143	7800045	Pull-proof cable grip for Sleeving ø12/13	PG11	1
406243.04	7807795	Cover X Conn.24p.sicma 24 G.corr.	PG24	1
750242	5010-4848N	Racc.dir. Guaina Corr.d54	PG48	1
406839	Y131313/BL	Raccordo a Y D.13/D.13/D.13		1
406862	YPS161212	Raccordo a Y D.13/D.10/D.10		1
406887	Y101010/BL	Raccordo a Y D.10/D.10/D.10		1
406201		AMP CPC 37p -> Sleeving ø21 adapter	-	1
406172		Bumdi 28p -> Sleeving ø 23 adapter	-	1

Guaina corrugata Schlemmer® per posa fissa

Schlemmer® corrugated sleeving

Per posa fissa, in PPmod
 Infiammabilità: UL 94: V2
 Resistente agli UV: DIN ISO 8580.
 Temperature di esercizio: -40°C a +135°C

For fixed installation, PPmod
 Flammability: UL 94:V2
 UV resistance: DIN ISO 8580
 Operating range from -40°C to 135°C

Cod.	Schlemmer reference	Model	Ø (mm)	
750122-H	1926700	Corrugated conduit for fixed mount	4,5	100
750233-H	1926701	Corrugated conduit for fixed mount	6	100
750220-H	1926706	Corrugated conduit for fixed mount	13	50
750230-H	1926707	Corrugated conduit for fixed mount	14	50



■ ■ Guaina termorestringente con colla

■ ■ Heat-shrinking self-adhesive sleeving

Guaina termorestringente in poliolefina a doppia parete con colla, autoestinguente. Temperatura di restringimento 95°C. Temperature di esercizio: -55°C a +110°C


Dual wall polyolefin self-adhesive sleeving, heat-shrinking and self-extinguishing.

Shrinking temperature: 95°C

Operating range from -55°C to 110°C



DSG-CANUSA

Cod.	Description	ømm	Shrinking ratio	Color	 (m)
750117	Heat-shrinking self-adhesive sleeving	3	3:1	■	150 m
750121	Heat-shrinking self-adhesive sleeving	6	3:1	■	75 m
750128	Heat-shrinking self-adhesive sleeving	16	4:1	■	factory cut at 1,22 m
750119	Heat-shrinking self-adhesive sleeving	24	4:1	■	factory cut at 1,22 m
750104	Heat-shrinking self-adhesive sleeving	32	4:1	■	factory cut at 1,22 m
750130	Heat-shrinking self-adhesive sleeving	40	4:1	■	factory cut at 1,22 m
750105	Heat-shrinking self-adhesive sleeving	52	4:1	■	factory cut at 1,22 m

■ ■ Guaina termorestringente con colla

■ ■ Heat-shrinking self-adhesive sleeving

Guaina termorestringente in poliolefina modificata e reticolata, autoestinguente, a medio spessore.

Temperatura di restringimento 125°C.

Temperature di esercizio: -55°C a +125°C


Heat-shrink tubing in modified and cross-linked polyolefin, self-extinguishing, medium thickness.

Shrinking temperature: 125°C

Operating range from -55°C to 125°C



Ray
tech

Cod.	Description	ømm	Shrinking ratio	Color	 (m)
750166	Heat shrink tubing	10/3	3:1	■	factory cut at 1 m
750165	Heat shrink tubing	16/5	3:1	■	factory cut at 1 m
750164	Heat shrink tubing	25/8	3:1	■	factory cut at 1 m
750161	Heat shrink tubing	35/12	3:1	■	factory cut at 1 m
750160	Heat shrink tubing	50/16	3:1	■	factory cut at 1 m
750145	Heat shrink tubing	63/19	3:1	■	factory cut at 1 m

■ ■ Guaina termo

■ ■ Heat-shrinking sleeving

Guaina termorestringente in poliolefina, autoestinguente.

Temperatura di restringimento 100°C.


Temperature di esercizio: -55°C a +135°C

Polyolefin heat-shrinking, self-extinguishing sleeving.

Shrinking temperature: 100°C

Operating range from -55°C to 135°C

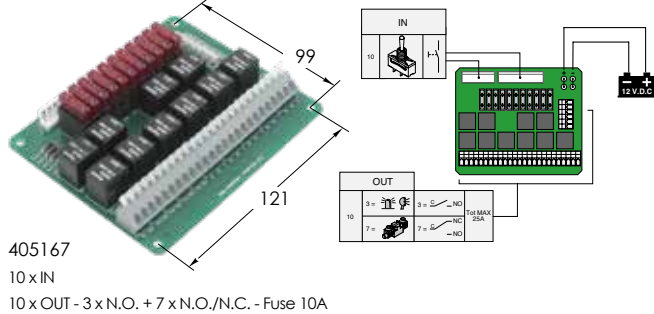


Cod.	Description	ømm	Shrinking ratio	Color	 (m)
750216	Heat-shrinking sleeving	3,2	2:1	■	15m
750133	Heat-shrinking sleeving	4,8	2:1	■	12m
750113	Heat-shrinking sleeving	12,7	2:1	■	75m
750146	Heat-shrinking sleeving	19	2:1	■	30m

Schede relè 12V DC

Disponibili in 2 versioni:

- 405167: 10 entrate e 10 uscite controllate da relè (7 con relè NO, 3 con relè NO-NC), fusibile di protezione a lama 8A.
- 405166: 16 entrate e 16 uscite controllate da relè NO. Ogni ingresso attiva l'uscita corrispondente e una valvola generale di messa a scarico. Due fusibili di protezione a lama: 15A (generale) e 10A (valvola di messa a scarico).

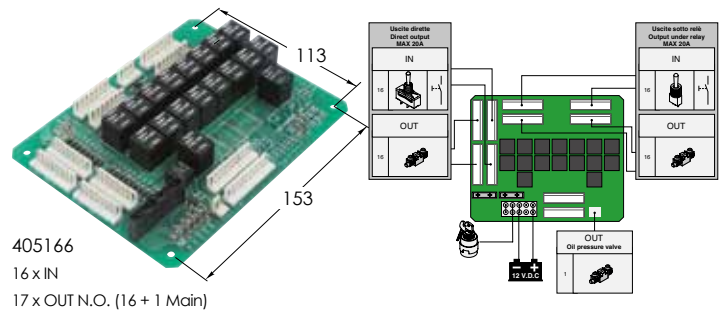


405167
10 x IN
10 x OUT - 3 x N.O. + 7 x N.O./N.C. - Fuse 10A

12V DC relay boards

2 versions available:

- 405167: 10 input and 10 output controlled by relay (7 with NO relay, 3 with NO-NC relay), 8A protection blade fuse.
- 405166: 16 input and 16 output controlled by NO relays. Each input activates the corresponding output and the main discharge valve. Two protection blade fuses: 15A (main) and 10A (discharge valve).



405166
16 x IN
17 x OUT N.O. (16 + 1 Main)

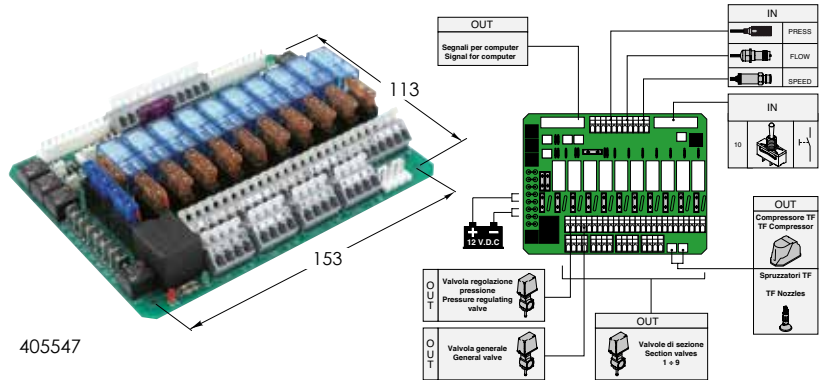
Cod.	Description	Fuses	Size	In	Out	V	
405167	10 IN / 10 OUT (3 x N.O. + 7 x N.O./N.C.)	11 Sections x 10A	111X132	10	10	12	1
405166	16 IN / 17 OUT N.O. (16 sections + 1 Main)	15A Main valve 5A Discharge valve	130X170	32	33	12	1

Scheda di giunzione per controllo box di comando e sistemi di irrorazione (valvole motorizzate).

- Alimentazione 12V DC
- LED di alimentazione
- Protezione contro inversione di corrente elettrica.
- Gestione di 8 segnali in ingresso e altrettante uscite
- Gestione di 3 segnali in ingresso da sensori esterni, bypassati al box di comando.

Junction board to control a switch box and a spraying system (motorized valves).

- 12V DC
- Power supply LED
- Current inversion protection
- 8 input and 8 output signals.
- Possibility to manage 3 input signals from external sensors, bypassed to the switch box.



405547


Cod.	Description	Fuses	Size	In	Out	V	
405547	9 motorized sections + Main valve + Pressure regulation valve	15 A Main valve - 9 sections x 5 A - 3 A sensors	130X170	13	14	12	1

Cicalino

Emette un suono ad impulsi (impulsi lenti o veloci e continuo) di intensità 80 - 95dB. Alimentazione a 6 - 28V DC tramite connettori faston 6,3mm. Tenuta stagna IP65.

Buzzer

Emits pulse sound (slow or fast and continuous) with 80 - 95dB intensity. Requires 6 - 28V DC power supply with 6,3 mm faston connectors. IP65 protection.



405516 (760064 + 405521)

760064

Cod.	Description	Faston	V DC	dB	
405516	Pulse + Bracket	2	6 ÷ 28	80 ÷ 95	1
405521	Pulse	2	6 ÷ 28	80 ÷ 95	1
405521.01	Fast Pulse + Continuous	3	6 ÷ 28	80 ÷ 95	1
760064	Aluminum bracket for external mount 60x40x50				1

Strumenti di misura Measurement tools

IPX4

Cod.	Description	IP Grade	Size	mm	LED	V	
405220	Hour meter (1/10)	IPX4	53x32	37x25		10-80	1
405221	Battery indicator	IPX4	53x32	37x25	✓	12/24	1
405254	Contatore rotondo		52x40	ø 52		10-80	1





405254




405220



405221











■ Puntalini e connettori a crimpare - ■ Crimp caps and eyelets



Cod.	MAX Section (mm ²)	ø screw (mm)	
406548	35	8	100
406596	35	10	100
406602	35	12	100
















Cod.	MAX Section (mm ²)	L (mm)	
406529	10	15	100
406530	16	15	100
406531	25	15	100
406539	35	16	100



Cod.	Section (mm ²)	ø screw (mm)	Color	
406537	1,5 ÷ 2,5	4		100
406538	1,5 ÷ 2,5	5		100





Cod.	Section (mm ²)	Color	
406527	1,5 ÷ 2,5		100







Cod.	MAX Sect. (mm ²)	L (mm)	Color	
406532-OR	0,3-0,5	8		100
406604-GR	0,75	8		100
406532	1	8		100
406604-R	1	8		100
406540	1,5	8		100
406604-BL	1,5	8		100
406541	2,5	8		100
406820	4	10		100
406821	6	12		100



Cod.	MAX Sect. (mm ²)	L (mm)	Color	
406612	2 X 1,5	8		100




Cod.	Section (mm ²)	ø screw (mm)	Color	
406573	0,25 ÷ 1,5	4		100
406651	0,25 ÷ 1,5	8		100
406509	1,5 ÷ 2,5	4		100
406507	1,5 ÷ 2,5	6		100
406629	1,5 ÷ 2,5	8		100
406511	1,5 ÷ 2,5	10		100
406508	4 ÷ 6	6		100
406521	4 ÷ 6	8		100
406613	4 ÷ 6	10		100
406806	6 ÷ 10	5		100
406723	10	8		100
406822	10	10		100
406859	16	5		100
406858	16	8		100

Cod.	Section (mm ²)	Color	
406516	4 ÷ 6		100






Cod.	Section (mm ²)	Size (mm)	Color	
406574	4 ÷ 6	6,35 x 0,8		100
406594	0,25 ÷ 1,5	6,35 x 0,8		100
406816	1,5 ÷ 2,5	6,35 x 0,8		100

Cod.	Section (mm ²)	L (mm)	Color	
406360-R	0,25 ÷ 1,5	25		100
406360	1,5 ÷ 2,5	25		100
406359	4 ÷ 6	25		100
406725	6 ÷ 10	43		100
406826	10 ÷ 16	44		100

Cod.	Section (mm ²)	Color	
406528	4 ÷ 6		100




Cod.	Section (mm ²)	Color	
406628	1,5 ÷ 2,5		100
406692	1,5		100


■ Nastro isolante - ■ Insulating tape CEI EN 60454 ■ Morsetti trasparenti - ■ Transparent clips

Cod.	Description	Color	
700051	0.15 mm x 19 mm x 25 m		5
700051-BL	0.15 mm x 19 mm x 25 m		5
700051-G	0.15 mm x 19 mm x 25 m		5
700051-R	0.15 mm x 19 mm x 25 m		5

- operating range from -5°C to 85°C;
- brass insert;
- galvanized steel screws;
- polycarbonate shells.
- temperatura di impiego -5 °C a 85 °C;
- inserti in ottone;
- viti in acciaio zincato;
- gusci in policarbonato.

■ Nastro isolante adesivo telato normative FIAT ■ Duct Insulating Adhesive tape FIAT norm

Cod.	Description	Color	
700074	0.15 mm x 19 mm x 25 m		5
700079	0.15 mm x 50 mm x 50 m		5

Cod.	MAX Section (mm ²)	#	
406073	4	1	10
406003	6	1	10
406117	10	1	10
406122	6	3	10
406123	6	2	10
406121	6	5	10
406849	10/16	5	10

■ Fascette per cablaggi

- nylon 6.6 autoestinguente V2 UL 94;
- temperatura di impiego -40 ÷ +100 °C;
- 110 N max;
- D min 2 mm;
- D max 24 mm.



■ Cable ties

- self-extinguishing 6,6 nylon V2 UL 94;
- operating range from -40°C to 100°C;
- Max 110 N;
- Min D 2 mm;
- Max D 24 mm.

Cod.	Description	
235012	2,5 mm x 100 mm	1000
235008	3,5 mm x 200 mm	1000
235011	3,5 mm x 280 mm	1000
235021	4,7 mm x 390 mm	1000

■ Morsetti "mammut" - ■ "Mammut" clips

Cod.	MAX Section (mm ²)	
406124	2,5	12
406223	4	12



■ Guida Omega per quadri elettrici ■ Omega rail for electric panels

UNI 5961-67 - DIN 46277



Cod.	Description	
406120	Omega rail 35 mm x 7,5	2 m

■ Morsetti Wago®/Weidmüller® per guida Omega - ■ Wago®/Weidmüller® clips for Omega rail


Cod.	Description	MAX Sect. (mm ²)	#	Wago / Weidmüller Ref. Note	
406135	Mors. G/V2,5mmq guida Om.	2,5	1	2002-1207 (Wago)	10
406118	Mors. G/V 10mmq guida Om.	6	1	2006-1207 (Wago)	10
406405	Morsetto doppio a molla con diodo 1A	2,5	2	2002-2211/1000-410 (Wago)	10
406119	Mors. blu 10mmq guida Om.	10	1	2006-1204 Blue plastic body	10
406119.01	Piastrina per chiusura morsetto	10	1	Filler Plate for 406119	10
406132.02	Mors. doppio a molla basso	2,5	2	167430000 (Weidmüller)	10
406132.03	Mors. doppio a molla basso poli tutti uniti	2,5	1	1689990000 (Weidmüller)	10
406197	Mors.doppio2,5 mmq.G/OMEG	2,5 / 4	2	2002-2201 (Wago)	10
406197.01	Chiusura morsetto doppio	-	-	filler plate for 406197	10
406386	Mors. di chiusura a vite	-	-	0383560000 - filler plate	10
406389	Targh. morsetti "Wago"			793-5501 (Wago)	500
406388	Ponte 2 vie			2002-402 (Wago)	100
406417	Ponte 4 vie			2002-404 (Wago)	100
406307	Portafus.A morsetto G/OMEG	6		1814690000 (Weidmüller) - fuse holder	10
406404	Morsetto doppio a molla portafusibile, fusibile 5x20	2,5	1	2002-1611 (Wago)	10

■ Morsetti Wago®/Weidmüller®, passo 5 mm - ■ Wago®/Weidmüller® clips, 5 mm pitch





Cod.	MAX Section (mm ²)	#	Wago Ref.	
406247	2,5	2	256-402	10
406247.01	2,5	3	256-403	10
406247.02	2,5	4	256-404	10

■ ■ Relè e zoccoli portarelè Finder® - ■ ■ Finder® relays & sockets

	Cod.	Finder ref.	A	V DC	Type	Note	
	400428	403190120000	10	12	1 NO-NC	Socket 400443/400443.01	1
	400428.01	406190120000	16	12	1 NO-NC	Socket 400443/400443.01	1
	400428.02	403190240000	10	24	1 NO-NC	Socket 400443/400443.01	1
	400428.03	322170124000	6	12	1 NO-NC	Socket 400443/400443.01	1
	400428.04	322170244000	6	12	1 NO-NC	Socket 400443/400443.01	1
	400429	4052.9012.0000	8	12	2 NO-NC	Socket 400444/400557	1
	400429.01	4052.9024.0000	8	24	2 NO-NC	Socket 400444/400557	1
	400429.06	4052.9.024.0001	8	24	2 NO-NC (IP67)	Socket 400444/400557	1
	400429.07	4052.9.012.0001	8	12	2 NO-NC (IP67)	Socket 400444/400557	1
	400429.02	4062.9012.0000	10	12	2 NO-NC	Socket 400444/400557	1
	400429.03	4462.9024.0000	10	24	2 NO-NC	Socket 400444/400557	1
	400429.04	5012.9024.1000	8	24	2 NO-NC	Socket 400444/400557	1
	400429.05	40.62.7.012.4000	10	12	2 NO-NC	Socket 400444/400557	1
	400433	30.22.7.005.0020	7	5	2 NO-NC	Socket 400444/400557	1
		400475	553290120040	10	12	2 NO-NC	Socket 400484
400426.01		553290240040	10	24	2 NO-NC	Socket 400484	1
400426.02		553280240040	10	24 ac	2 NO-NC	Socket 400484	1
400475		553490120040	7	12	4 NO-NC	Socket 400484	1
400475.01		553490240040	7	24	4 NO-NC	Socket 400484	1
	400556	385170120050	6	12	1 NO-NC		1
	400556.01	385170240050	6	24	1 NO-NC		1
	400567	345170120010	6	12	1 NO-NC	Socket 400567.01	20
	400567.02	345170240010	6	24	1 NO-NC		20
	400559	800102400000	16	12 / 24	1 CO-SPDT	Timer	1
	400493	202290120000	16	12	2 NO	Step relay	1
	400525	202390240000	16	24	1 NC-NO	Step relay	5
	400560	9901902499		6 / 24	→ + green LED	Protect & alert for Finder sockets 9575, 9474	1
	400560.01	9902902499		6 / 24	→ + green LED	Protect & alert for Finder sockets 9404	1
	400561	628282300300	16	230 ac	2 NO-NC	Power relay	1
400414	863000240000		24			1	

	Cod.	Finder ref.	Note	
	400443	95132SMA	1 exch. relay socket - circuit board mount	1
	400443.01	9563SMA	1 exch. relay socket - DIN rail mount	1
	400444	95152SMA	2 exch. relay socket - circuit board mount	1
	400557	9575SMA	DIN rail 2 exch. relay socket	10
	400558	9404SMA	DIN rail 4 exch. relay socket	10
	400484	9474SMA	HC2 / HC4, DIN rail	1
	400484.01	9482SMA		1
	400510	9026SMA	Octal, DIN rail	1
	400510.01	9022SMA	Octal, DIN rail	1
	400415	9505SPA	Compass Terminals Socket	10
	400425	9701SMA	Plate Terminals Socket	10

■ ■ Relè statico ad alta velocità OMRON® - ■ ■ OMRON® High-Speed Static Relay

	Cod.	Omron ref.	A	V DC	Type	Note	
	400524	G3R-IDZR1SN	0,1	5-24	1 NO-NC	Operational LED	1
	400524.01	400524 socket, DIN rail mount					1

400447
20 A NO
30 A NC
12 V DC

400447.01
20 A NO
30 A NC
12 V DC

1 NO-NC

400639
30 A NO
40 A NC
12 V DC

1 NO-NC

400549
20 A NO
30 A NC
12 V DC

1 NO-NC
with resistance

400527
20 A NO
30 A NC
12 V DC

1 NO-NC
with arc-exting. diode

400527.01
10 A NO
20 A NC
24 V DC

1 NO-NC
with arc-exting. diode

400486
30 A
12 V DC

1 NO
with 30 A Fuse

400445
40 A
12 V DC

1 NO

400578
70 A
12 V DC

1 NO-NC

400578.01

400653
70 A
12 V DC

1 NO-NC
diode

400578.01

400547.01
20 A
24 V DC

1 NO

400547.02
20 A
24 V DC

1 NO
with resistor

400630.01
10 A NO
20 A NC
24 V DC

1 NO-NC

400497
25 A
12 V DC

1 NO
Micro relay

400528
15/25 A
12 V DC

1 NO-NC
Micro relay
with arc-exting. diode

400528.01
10/20 A
24 V DC

400544
15/25 A
12 V DC

1 NO-NC
Micro relay

400544.02
15/25 A
12 V DC

1 NO-NC
Micro relay
with resistor

400440
2x20 A
12 V DC

2 NO-NC
Micro relay
with resistor

406343

Socket for relay 70A

406074

5 poles socket

406070

5 poles socket for circuit boards

406074.01

9 poles socket

406074.02

5 poles socket for Micro relays

406077
Hella

socket fuse modular lamellar +2 contacts (included)

406074.03
Hella

Socket for Mini relays

Relè Tyco® per circuiti stampati - Tyco® relays for print boards

400477
30 A NO
12 V DC

1 NO-NC
switching capability

(Tyco ref.: v23076-A1001-C133)

400487
25 A NO
12 V DC

1 NO-NC
switching capability

(Tyco ref.: v23086-C1001-A403)

400489
10 A NO
12 V DC

1 NO-NC
switching capability

(Tyco ref.: v23072-C1061-A303)



■ Sensori di prossimità OMRON®


IP69K


■ OMRON® proximity sensors

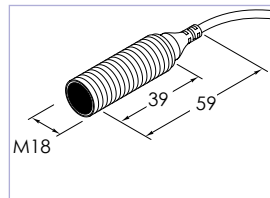
IP69K

Disponibili in versioni precablate completi di dadi di montaggio. Corpo in acciaio inox o ottone con filettatura metrica, uscita NPN o PNP. Funzionamento in modalità normalmente aperto (NO). Alimentazione 12/24V DC.

Available in pre-cabled versions with mounting nuts. Stainless steel or brass body with metric threading, NPN or PNP output. Normal open (NO) operating modality. 12/24V DC power supply.

Cod.	Omron Ref.	AxB(C) (mm)	OUT	Reading distance	Screening	Body Material	NO	NC	
401932	E2E-X2B1T8 2M	M8 x 27(40)	PNP	2 mm	•	Stainless steel	•		1
401932.01	E2E-X2C18-2M	M8 x 27(40)	NPN	2 mm	•	Stainless steel	•		1
401928	E2E-X8C118 2M	M18 x 39(59)	NPN	8 mm	•	Brass	•		1
401928.01	E2E-X8B1T182M	M18 x 39(59)	PNP	8 mm	•	Brass	•		1
401929	E2E-X16MC1L18 2M	M18 x 61(81)	NPN	16 mm		Brass	•		1
401934	E2EX8MB1T122M	M12 x 34(50)	PNP	8 mm		Brass	•		1
401934.01	E2E-X8MC112-2M	M12 x 34(50)	NPN	8 mm		Brass	•		1
401933	E2E-X4B1TL12 2M	M12 x 56(72)	PNP	4 mm	•	Brass	•		1
401933.01	E2E-X4C1L12 2M	M12 x 56(72)	NPN	4 mm	•	Brass	•		1
401933.02	E2E-X4C212 2M	M12 x 34(50)	NPN	4 mm	•	Brass		•	1
401933.03	E2EX4B3D122M	M12 x 47(50)	PNP	4 mm	•	Brass	•	•	1
401935	E2EX8B1TL18M1	M18 x 61(77)	PNP	8 mm	•	Brass	•		1
401942	E2A-M18LN16-M1-B2	M18 x 61(75)	PNP	16 mm		Brass		•	1
401944	E2EX8B2L18M1	M18 x 61(77)	PNP	8 mm	•	Brass		•	1
401937	E2E-X15B1T30 2M	M30x44(64)	PNP	15 mm	•	Brass	•		1
401937.01	E2E-X30MC2L302M	M30x44(64)	NPN	30 mm	•	Brass	•		1

Cod.	Description	
401936	90° connector for 401935 sensor	1
401943-2,0	Conn. M12 diritto F. 4x0,34 CEI 2022 2m	1
401945-10,0	Conn. M12 90° F. 4x0,34 CEI 2022 10m	1
401946-5,0	Conn. costampato M12 diritto M. 4x0,34 CEI 2022 5m	1



Cod.	Modello Model	Tipo Type	L (m)
917006-0,5	Sensore CL5X-prox Deutsch	NO	0,5
917023-0,5	Sensore CL5X-prox SuperSeal 3p	NO	0,5


■ Trasduttori di Pressione Keller®

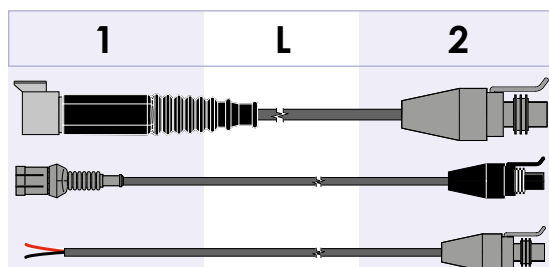
■ Keller® Pressure Transducers


Caratteristiche:
 • uscita 4..20 mA
 • alimentazione 8..28 V
 • temperatura compensata 0..50 °C
 • grado di protezione IP 67
 • connettore pressostato Packard Plug
 • ingresso G1/4" maschio con guarnizione usit ring
 • classe di precisione 1% da 10÷40 °C - 2% da 0÷60

Specifications:
 • output 4..20 mA
 • feeding 8..28 V
 • compensated temperature 0..50 °C
 • IP67 protection grade
 • Packard Plug connector
 • G1/4" male inlet, with usit ring seal
 • accuracy class 1% from 10÷40 °C - 2% from 0÷60



Cod.	Max Pressure (bar)	Notes	
790007-10	10	uncabled version	1
790007-16	16	uncabled version	1
790007-25	25	uncabled version	1
790007-60	60	uncabled version	1
790007-100	100	uncabled version	1



Cod.	1	L (m)	2	
919021-0,5	Deutsch DTM 2 poles	0,5	Packard Plug	1
919021-1,5	Deutsch DTM 2 poles	1,5	Packard Plug	1
919080-0,5	Superseal 3 poles	0,5	Packard Plug	1
919079-0,5	not cabled	0,5	Packard Plug	1
919079-1,5	not cabled	1,5	Packard Plug	1
919079-3,0	not cabled	2,5	Packard Plug	1

■ ■ Attrezzi per cablaggio - ■ ■ Wiring tools



Cod.	Description		Cod.	Description	
406363	Wire Stripper	1	406324	Multi purpose pliers	1
406364	Wire cutter TR 25	1	406371	TYCO Universal pliers	1
406365	Wire cutter TR 30	1	406368	Pliers for Pre-insulated caps 0,25 - 6 mm ²	1
406367	Scissors	1	406366	Small pliers	1
406436	Manual hose clamp max. ø4,8	1	406438	Universal Caliper X Tub.nudi And Preis 4 - 16 mm ²	1
			406438.01	Pinza Universale X Tub.nudi E Preis 0,5 - 4 mm ²	1
			406439	Pre Insulated Faston Universal Caliper HP3	1
			406808	Pinza faston nudi a colletto 0,5-4 mm ² HF1	1
			406809	Pinza faston nudi a colletto 0,1-1 HF2	1

■ ■ Accessori per Deutsch® - ■ ■ Deutsch® accessories



Cod.	Deutsch ref.	Description	Serie	
406125-DTM		Extractor - Metal	DTM	1
406125-DT		Extractor - Metal	DT-HPD-DRC	1
406125.02		Extractor - Plastic		1
406465	HDT-48-00	Crimp tool for solid contacts	DT-HDT	1
406648.01		Kit Box 3 Estrattori Deutsch	DT/DTM/DTP	1
750239		Antiadesivo AL Polixioxane		1

406324
Pinza manuale multiuso
Hand crimp tool

406125
Estrattore contatti CPC/Mate-n-Lok
CPC/Mate-n-Lok contacts extractor

406125.01
Estrattore contatti ITT/Bumdy
ITT/Bumdy contacts extractor

406125.03
Estrattore conn Weather-Pac
Weather-Pac contacts extractor
406125.04
Estrattore contatti Superseal
Superseal contacts extractor

406303.01 **406303.02** **406303**

Set estrattori necessari per connettore Sicma - Sicma connector extractors set

406125.05
Estrattore contatti JPT
JPT contacts extractor

406125.06
Estrattore per micro timer
Micro timer extractor

■ Elettrovalvole

Caratteristiche tecniche:

- Cannotto a baionetta, sistema brevettato per una rapida ispezione manuale del pilota.
- Ferma bobina in gomma, anello elastico per il fissaggio della bobina senza attrezzatura.
- Lavorazioni meccaniche di alta precisione per garantire il minor grado di rugosità e limitare l'adesione del calcare.
- Alta resistenza alla corrosione grazie agli organi interni in acciaio inox a basso residuo magnetico, specifico per elettrovalvole.
- Temperatura di funzionamento da -10°C a +50°C;
- Temperatura dei fluidi da -10°C a +130°C;

Materiali utilizzati:

- Corpo in ottone CW617N (EN 12165)
- Organi interni in acciaio INOX
- Cannotto in acciaio INOX AISI 303 (EN 10088-3)
- Materiali tenuta in FPM (Viton), NBR, EPDM, silicone.


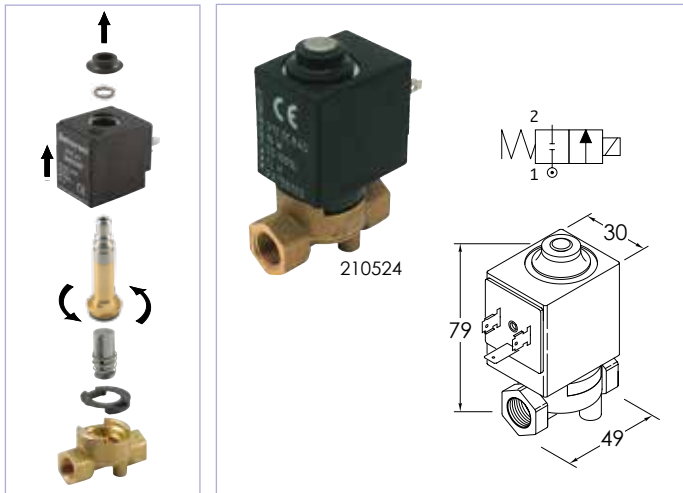
■ Solenoid valves

Specifications:

- Bayonet tube, patented system allowing quick manual inspection of the pilot.
- Rubber coil stop, elastic ring ensuring coil's fixing without tools.
- High precision mechanical machining to obtain the lowest rate of roughness to limit limestone adherence.
- High resistance to corrosion thanks to the inner stainless steel parts with low magnetic residue, specific for solenoid valves.
- Operating range from -10°C to 50°C;
- Fluids temperature from -10°C to 130°C;

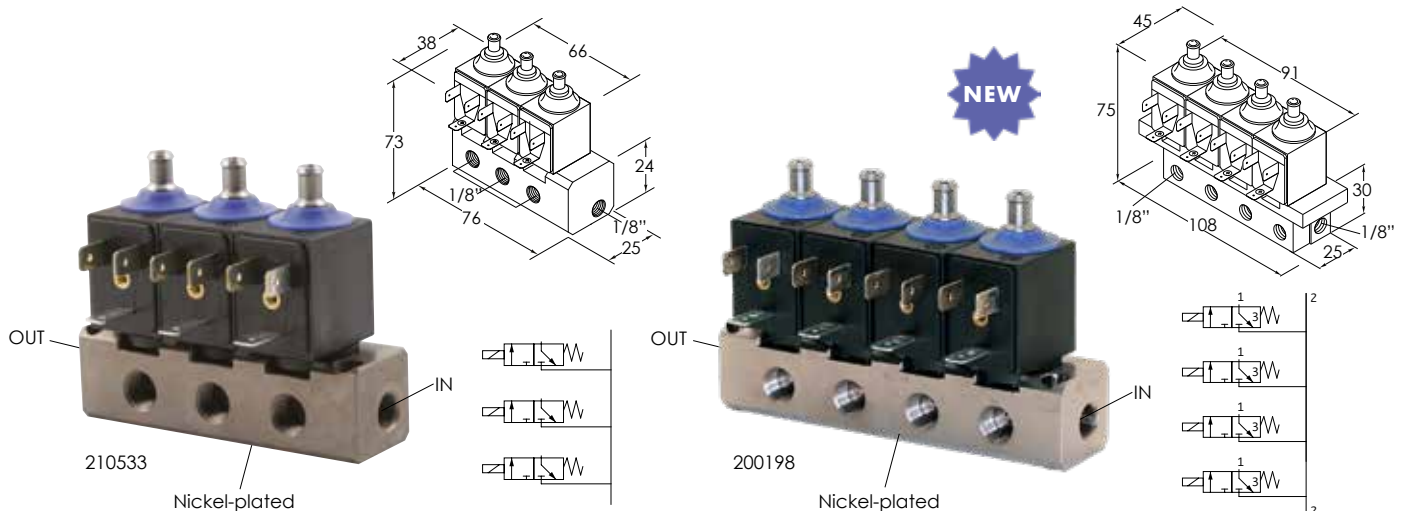
Materials used:

- Brass body CW617N (EN 12165)
- Stainless steel inner parts
- AISI 303 stainless steel tube (EN 10088-3)
- Seals in FPM (Viton), NBR, EPDM, silicone.



Cod.	n° Outlet	Pressure (bar)	Q (l/min)	ø int. (mm)	Fittings	V (V dc)	P max (W)	
210524	2	0-8	4,5	3	1/4"	12	16	5
210531	2	0-2	3,5	3	1/8"	12	10	5
210537	2	0-8	4,5	3	1/4"	24	16	5
210530	3	0-2	2,7	2,5	1/8"	12	10	5
210532	3	0-8	1	1,5	1/8"	12	10	5

■ Elettrovalvole a collettore - ■ Manifold solenoid valves



Cod.	n° Outlet	Pressure (bar)	Q (l/min)	ø int. (mm)	Fittings	Material	Vdc	P max (W)	
210533	3	0-8	1,0	1,5	1/8"	Nickel-plated	12	30	1
200198	4	0-8	1,0	1,5	1/8"	Nickel-plated	12	40	1












■ Tubazioni in plastica

In PA12 (Rilsan), poliuretano e polietilene.


■ Plastic tubing




Made of PA12 (Rilsan), Polyurethane and Polyethylene.



Cod.	Size (Out x In, mm)	Color	Material	Temp. Range (° C)	Max Work Pressure (atm)	
230009	6 x 4 (3,8)		Polyurethane	-40 ÷ +60	11	100 m
230023	6 x 4 (3,8)	Transparent				
230032	8 x 6 (5,7)		Polyurethane	-40 ÷ +60	8	100 m
230026	8 x 6 (5,7)	Transparent				
230031	4 x 2		PA12 (Rilsan)	-20 ÷ +80	38	100 m
230006	6 x 4					
230005	6 x 4					
230028	6 x 4					
230017	8 x 6		PA12 (Rilsan)	-20 ÷ +80	24	100 m
230024	8 x 6					
927253H	4 x 2		Polyethylene	-10 ÷ +60	21	100 m
230038	6 x 4					

■ Tubazioni per liquidi - ■ Plastic tubing suitable for liquids



Cod.	Size (Out x In, mm)	Color	Material	Temp. Range (° C)	Max Work Pressure (atm)	
230039	16 x 10	transparent	PVC	-10 ÷ +50	15	100 m
230040	13 x 19				100 m	
230029	26 x 19				25 m	
230018	17 x 12/13		PVC	-	8	50 m
230025	12 x 8		PU		20	60 m
230033	6x10	transparent	Silicone	HW/55	-	100m





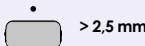
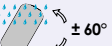
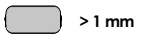






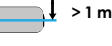
Gradi di protezione IP

IP Protection grades

EN60529

Legenda

Legend

Grado Grade	Solidi Solids	Grado Grade	Acqua Water
1	 > 50 mm	1	
2	 > 12 mm	2	 ± 15°
3	 > 2,5 mm	3	 ± 60°
4	 > 1 mm	4	
5		5	
6		6	 Press
		7	 < 1 m
		8	 > 1 m














Il valore dei gradi di protezione/IP indicati si riferiscono all'uso normale del prodotto. Vogliate contattarci per dettagli ulteriori.

The value of IP degrees of protection shown are for the normal use of the product. Please contact us for further details.

Portata corrente per sezione del cavo Current rate per cable section

∅	AWG	A uso continui continuous use	A uso interrotto interrupted use
1	17	5	12
	16		
1,5	15	8	16
	14		
2,5	13	13	28
	12		
4	11	22	45
	10		
6	9	33	69
	8		
10	7	55	115
		Caduta di tensione Fall of voltage < 1V	Caduta di tensione Fall of voltage < 2V

Cavo/Cable 5m - T.30°C


#	Numero di contatti Contacts number
#P	Numero di contatti di potenza Power contacts number
#S	Numero di contatti segnale Signal contacts number
#∅	Numero di fori Number of holes
L (mm)	Lunghezza (mm) Length (mm)
	Quantità per confezione Quantity per package
	Misura chiave di montaggio Spanner/wrench size
	Funzioni Functions
	Funzioni Functions
	Adatto per interruttori a leva Suitable for lever switches
	Adatto per interruttori a pulsante Suitable for push-button switches
 (5x20)	Adatto per/Fusibili in vetro 5 x 20 Suitable for/5 x 20 glass fuses
 (6x32)	Adatto per/Fusibili in vetro 6 x 32 Suitable for/6 x 32 glass fuses
	Adatto per/Fusibili a nastro Suitable for/Tape fuses
 STD	Adatto per/Fusibili a lama standard 19,2 mm Suitable for/Standard 19,2 mm blade fuses
 MAXI	Adatto per/Fusibili a lama Maxi 29,2 mm Suitable for/Maxi 29,2 mm blade fuses
 MINI	Adatto per/Fusibili a lama Mini 11,2 mm Suitable for/Mini 11,2 mm blade fuses
	Misura del pressacavo Cable grip size
	Bobina Reel
	Lunghezza in metri della matassa Henk lenght, in meters
	Prodotti realizzati da Salvarani Products made by Salvarani
	Prodotti realizzati da Salvarani Products made by Salvarani
	Prodotti commerciali Commercial products

Our other catalogues

Agricultural products

Electric and electronic control boxes, ISOBus for spraying and hydraulic equipments and fittings for spraying.

Salvarani



Compressors

12 VDC dry diaphragm piston compressor.

Salvarani




Spray test Equipment

Calibration and adjustments equipments for spraying boom and air blast sprayers.


aams-salvarani



 SALVARANI joven y dinámica empresa, nace en el corazón de la Emilia, región italiana que honra una larga historia y experiencia en el campo de los componentes agrícolas e industriales.


SALVARANI ofrece a su propia clientela una gama completa de componentes y productos, ofreciendo también su propia experiencia para el desarrollo y realización de proyectos personalizados.


Innovación, tutela del ambiente, precisión de trabajo, confiabilidad del producto y asistencia son la línea guía para una búsqueda continua dirigida al mejoramiento y a la creación de nuevos productos. Esto se traduce en artículos de alto estándar tecnológico en grado de garantizar competitividad y ventajas económicas a las empresas constructoras, a las redes de venta y usuarios.

 Недавно созданная и активно действующая компания SALVARANI расположена в самом сердце Эмилии, итальянского региона с давней историей и традициями в производстве комплектующих для сельскохозяйственной и промышленной техники.

В этом секторе компания SALVARANI готова предложить полный ассортимент комплектующих и другой продукции, а также свой опыт разработки и реализации индивидуальных проектов.


Иновации, забота об окружающей среде, точность в работе, надежность продукции и поддержка — таковы руководящие принципы непрекращающегося поиска путей совершенствования существующих и создания новых изделий. Благодаря этому на свет появляются изделия высокого технологического уровня, способные составить достойную конкуренцию и дать экономические преимущества строительным предприятиям, сетям сбыта и конечным потребителям.

 意大利萨瓦拉尼有限责任公司，位于意大利工农业发达的Emilia地区，是一家年轻，充满活力但又充分秉承欧洲“自主创新”与“追求卓越”工业传统的公司。经过不断的发展与完善，意大利萨瓦拉尼有限责任公司已具备完整的产品体系，可供客户进行充分地选择。根据不同的市场需求反馈，公司依托本身丰富的开发，设计经验，不间断地进行新产品的开发和设计。

 SALVARANI, empresa jovem e dinâmica, está localizada no coração da Emilia, uma região italiana com uma longa história e experiência na área dos componentes agrícolas e industriais.

SALVARANI oferece a seus clientes uma gama completa de componentes e produtos, oferecendo também sua experiência para o desenvolvimento e a realização de projetos personalizados.

Inovação, proteção ambiental, precisão de trabalho, confiabilidade do produto e suporte são as orientações para uma contínua pesquisa que visa melhorar e criar novos produtos. Isso resulta em produtos de alto padrão tecnológico capazes de garantir competitividade e benefícios econômicos para as empresas fabricantes, as redes de venda e os usuários.

 Nem véletlen, hogy a SALVARANI, egy fiatal és dinamikus vállalat Emilia közepén található, az olasz régió közepén, mely hosszú történelemmel és nagy tapasztalattal rendelkezik a mezőgazdasági és ipari alkatrészek területén.

A SALVARANI teljes termékkört kínál a megrendelőinek, valamint specifikus tapasztalatot a testreszabott projektek kialakításában és megvalósításában.

Innováció, környezettudatosság, megmunkálás pontossága, termék megbízhatóság és támogatás a fő irányelvek az új termékek fejlesztése és létrehozása felé forduló folyamatos kutatásnál. Az ilyen erőfeszítésnek köszönhetően a SALVARANI termékek hangsúlyozott technológiai és mechanikai standardokkal készülnek, melyek garantálják a működési és gazdasági előnyöket a gyártók, kiskereskedelmi hálózatot és végfelhasználók számára.

Worldwide retailers





Salvarani s.r.l.
Via M. Buonarroti, 2
42028 Poviglio (RE) - Italy
Phone +39 0522 969177
E-mail info@salvarani.com
www.salvarani.com